



# Annual Report

## ANNUAL REPORT AND ACCOUNTS 2022

**Tennis West of Scotland**  
Newlands LTC  
18 Mochrum Road  
Glasgow G43 2QE

Executive Director  
John A.E. Stevenson



Registered in Scotland  
No. 251722

## REPORT from the President



Tennis in the West of Scotland in 2022 has made a positive recovery from the uncertainty of the last 2 years and enjoyed significant success at all levels. The inter-club summer doubles leagues had a record number of players competing from the 54 clubs which entered teams. In addition, the new format of the premier and division 1 leagues was finally introduced and was successful in keeping all matches competitive throughout the season, with the champions decided on the final match in all 3 divisions. In the Autumn, there was a return to senior players competition with men's and women's 40 & Over leagues and these now complement the ever-growing 60 & Over leagues. Lastly, Tennis WOS gained further recognition of its junior National League programme winning yet another award from the LTA for the success of its junior leagues and, for the third consecutive season, Tennis WOS has topped the UK county stats for 'percentage matches completed'

The Tennis WOS championships were organized for all junior age groups in April and June, an open event in September and a senior event in October. There were increased levels of participation at all events, attracting players from throughout the UK and a high level of tennis enjoyed. The open event this year was held indoors, which is popular with some players but is costly and highlights Tennis WOS lack of own court access.

Success too for many of the teams representing West of Scotland in inter-county and inter-district competitions. The women's Summer County Cup team was unbeaten in its group as it gained promotion at Felixstowe. The men's team just missed out on promotion at Cromer despite winning on the first four of five days. Both men's and women's 35 & Over teams topped their groups at Eastbourne, the 14 & Under girls' team won its group and with national success for the 9 & Under boys and 8 & Under mixed teams, the future looks bright. The Tea Cup, the Scottish 18 & Under team trophy, was regained in convincing style at Uddingston late in the season. Senior age group teams at 40, 50, 60, 65 and 70 & Over played in a new Scottish Seniors Inter-County competition and enjoyed much success. Players' lack of appetite for travelling the long distances for many GB matches together with a withdrawal of funding by Tennis Scotland resulted in no West of Scotland senior age group teams entering the LTA Seniors GB Inter-County events.

Tennis WOS's county training programme has expanded and now offers nearly 150 players the opportunity to train indoors throughout the winter with the potential to represent the county in age group competitions. In recent years, there has been much collaboration with the Tennis Scotland performance team to ensure an effective pathway for young players to develop. Communication with club coaches ensures that the county programme also links well with club programmes. An aim of the Tennis WOS is to have access to more affordable indoor facilities and to have the finances to recruit, once again, a performance coach to manage the programme.

Finally, following a robust recruitment drive at the end of 2021, four new Directors were appointed to the Board of Tennis WOS. Together they have brought a set of skills which is already benefitting the organization with review of policies, communication handling, fund raising, safeguarding and the county programme. With the combined efforts of volunteers on the Board and those of the Tennis WOS staff, I am confident that tennis in the WOS will continue to grow and serve its clubs and their members well.

**Barry Gibson-Smith** [President]

[www.tenniswos.co.uk](http://www.tenniswos.co.uk)

## Report of the Directors for the Year ended 30th September 2022

We have pleasure in presenting the 107<sup>th</sup> Annual Report of the Association.

### Directors

<u>President</u>	Barry Gibson-Smith	(7)
<u>Vice-President</u>	Claire Kinloch-Anderson	(5)
<u>Company Secretary</u>	John AE Stevenson	(7)
<u>Ex-officio Past President</u>	John Jellema (Hamilton)	(5)
<u>Directors</u>	Alan Lackie	(4)
	Jamie MacDonald	(4)
	Ross Mackenzie	(4)
	Baljinder Purba	(4)

Director Amanda Slater relocated to England during the year and resigned from her position as Vice-President of the Company. Claire Kinloch-Anderson was appointed by the Board as Vice-President. Following a recruitment drive at the start of the year, four new Directors were appointed to the Board. Seven meetings of the Board of Directors were convened during the year and Directors' attendances are shown in brackets.

**Accountants:** RSM (UK)  
Third Floor, Centenary House, 69 Wellington Street, Glasgow G2 6HG

### Competitions

Staff: Elizabeth Stevenson - Tournaments & Events  
John Stevenson - Leagues

Three virtual meetings of club representatives were held throughout the year to discuss the calendar of competitions organized by Tennis West of Scotland and to receive the views of clubs.

54 clubs are currently affiliated to Tennis West of Scotland



## Inter-Club League and Cup Competitions

Ball sponsor to December 2022 –



### • Cup Competitions

#### Results of finals

Competition	Winner	Runner-up
Winter KO – Strathgryffe Shield	Strathgryffe	Whitecraigs
Calcutta Cup - Senior	Clarkston M1	Drumchapel M1
Calcutta Cup - Junior	Lenzie M1	Queens Park CTC M2
Clydesdale Cup – 1 <sup>st</sup> Division	Newlands	Thorn Park
Clydesdale Cup – 2 <sup>nd</sup> Division	Bearsden	Queens Park CTC
Men's 40 & Over KO	Whitecraigs	Strathgryffe
Men's 55 & Over KO	Woodend	Langside
Women's 40 & Over KO	Newlands	David Lloyd Hamilton
Women's 55 & Over KO	Western	Hillhead
Carrickmines Bowl	Western LTC	

- ❖ The Carrickmines Bowl was hosted by Strathgryffe Tennis & Squash Club. 23 pairs from West of Scotland clubs participated with £1,085 raised for MacMillan Cancer Support. Barry Gibson-Smith and Marie Berlouis, representing Western LTC, were 2022 winners.



### • League Competitions

Following two seasons of uncertainty, all leagues operated as normal. Clubs voted to reinstate a senior players' league played in the autumn period with the age group agreed as 40 & Over for both the men's and women's leagues.

In the Summer Doubles, the new format for the Premier and both sections of Division 1 was finally implemented after having been agreed in 2019.

Championship and promotion/relegation playoffs ended the summer season.



## CHAMPIONSHIP PLAYOFFS

<b>MEN</b>	<b>Home team</b>	<b>Away team</b>	<b>Score</b>
Division 2	Helensburgh M1	<b>Thorn Park M2</b>	4-5
Division 3	Clarkston M2	<b>DL Hamilton M2</b>	3-6
Division 4	<b>Hillhead M3</b>	Kilmacolm M1	walkover
Division 5	<b>Lanark M1</b>	Queens Park CTC M2	5-4
Division 6 Round Robin	Cambuslang M3	Thorn Park M3	9-0
Division 6 Round Robin	Lenzie M1	Cambuslang M3	6-3
Division 6 Round Robin	Thorn Park M3	<b>Lenzie M1</b>	1-8
Division 7 Elimination SF	Lenzie M2	Springwells M2	1-7
Division 7 Elimination SF	Fort Matilda M3	Woodend M8	6-3
Division 7 Elimination F	<b>Fort Matilda M3</b>	Springwells M2	8-1
Division 8 Elimination SF	Drumchapel M5	Fort Matilda M4	5-4
Division 8 Elimination SF	Bishopbriggs M2	Drumchapel M6	8-1
Division 8 Elimination F	<b>Drumchapel M5</b>	Bishopbriggs M2	7-2
<b>WOMEN</b>	<b>Home team</b>	<b>Away team</b>	<b>Score</b>
Division 2	<b>Whitecraigs W2</b>	Fort Matilda W1	5-0
Division 3	<b>Mount Vernon W1</b>	Woodend W2	7-2
Division 4	<b>Bishopton W1</b>	Bishopbriggs W1	8-1
Division 5	Queens Park CTC W2	<b>Rutherglen W3</b>	4-5
Division 6	Strathgryffe W8	<b>Lenzie W2</b>	1-8
Division 7 Elimination SF	Whitecraigs W5	Thorn Park W5	6-3
Division 7 Elimination SF	Hamilton W2	Lanark W1	3-6
Division 7 Elimination F	<b>Whitecraigs W5</b>	Lanark W1	5-3

## PROMOTION/RELEGATION PLAYOFFS

<b>MEN</b>	<b>Home team</b>	<b>Away team</b>	<b>Score</b>
Premier Division 1/1	<b>Newlands M2</b>	DL Hamilton M1	6-3
Division 1/1 Division 1/2	Giffnock M2	<b>Langside M1</b>	0-9
Division 1/2 Division 2	<b>Woodend M1</b>	Queens Park CTC M1	9-0
Division 1/2 Division 2	Hillhead M2	<b>Strathgryffe M2</b>	4-5
<b>WOMEN</b>	<b>Home team</b>	<b>Away team</b>	<b>Score</b>
Premier Division 1/1	<b>Newlands W2</b>	Clarkston W1	9-0
Division 1/1 Division 1/2	<b>Western W3</b>	Bearsden W1	6-3
Division 1/2 Division 2	<b>Rutherglen W1</b>	Woodend W1	5-4
Division 1/2 Division 2	<b>Thorn Park W2</b>	Strathgryffe W3	5-4

## LEAGUE CHAMPIONS (OPEN)

<b>MEN</b>		<b>WOMEN</b>	
Premier	<b>Newlands M1</b>	Premier	<b>Newlands W1</b>
Division 1/1	<b>Rutherglen M1</b>	Division 1/1	<b>Western W2</b>
Division 1/2	<b>Hillhead M1</b>	Division 1/2	<b>Hillhead W1</b>
Singles	<b>Newlands M1</b>	Singles	<b>Western W1</b>
40 & Over	<b>Whitecraigs</b>	40 & Over	<b>Thorn Park</b>
60 & Over (Summer)	<b>Hamilton</b>	60 & Over (Summer)	<b>Strathgryffe</b>
60 & Over (Winter)	<b>Hamilton</b>	60 & Over (Winter)	<b>Strathgryffe</b>
		<b>MIXED</b>	
		National League Open	David Lloyd Hamilton
		Winter Sunday Afternoon	Clarkston
		Winter Monday Floodlight	Whitecraigs
			

## LEAGUE CHAMPIONS (JUNIOR)

SUMMER 2022			WINTER 2021-22		
8 & UNDER	Mixed	Giffnock	8 & UNDER	Mixed	Giffnock
9 & UNDER	Boys	Giffnock	9 & UNDER	Boys	Rutherglen
	Girls	Newlands		Girls	Strathgryffe
10 & UNDER	Boys	Rutherglen	11 & UNDER	Boys	Rutherglen
	Girls	Woodend		Girls	Prestwick
12 & UNDER	Boys	Rutherglen	14 & UNDER	Boys	Whitecraigs
	Girls	Strathgryffe		Girls	Giffnock
16 & UNDER	Boys	Whitecraigs	18 & UNDER	Boys	Newlands
	Girls	Newlands		Girls	Newlands

- Tournaments

- West of Scotland Open Championships

The 2022 event was played at Scotstoun L.C. from 4<sup>th</sup> – 9<sup>th</sup> October with list of champions below.

EVENT	WINNER(S)
MS	Euan McIntosh (Barnton Park)
WS	Heather Barlow (Newlands)
MS Shield	Callum Peat (Thorn Park)
WS Shield	Emily Gates (Newlands)
MD	Scott Macaulay (Newlands) & Marcus McLaren (Gleneagles)
MD Shield	Callum Peat (Thorn Park) & Findlay Pratt (Rutherglen)
WD	Heather Barlow (Newlands) & Verena Scott (Western)
WD Shield	Zoe Henderson & Emily Lauder (both Whitecraigs)
MXD	Jed Alexander & Halle Pringle (Stirling University)
Neill Trophy	Newlands LTC



Women's Doubles champions  
Heather Barlow & Verena Scott

Singles champions  
Heather Barlow & Euan McIntosh

Men's Doubles champions  
Scott Macaulay & Marcus McLaren

## 2. West of Scotland Junior Open Championships

The 2022 singles event was played at Newlands LTC and Hillhead Sports Club from 3<sup>rd</sup> –12<sup>th</sup> June with results of finals below:

WEST OF SCOTLAND JUNIOR OPEN 2022 CHAMPIONS	
	
<b>8U BOYS</b>	Oscar Cook [Giffnock]
<b>8U GIRLS</b>	Carrie Kerr [Newlands]
<b>9U BOYS</b>	Lewis Ndogaj [Giffnock]
<b>9U GIRLS</b>	Cali Nelson [Peebles]
<b>10U BOYS</b>	Cameron Rae [Western]
<b>10U GIRLS</b>	Jazmin Ward [DL Renfrew]
<b>12U BOYS</b>	Caelan McKechnie [Rubislaw, Aberdeen]
<b>12U GIRLS</b>	Maia Wood [Giffnock]
<b>14U BOYS</b>	Freddie Mailler [Gleneagles]
<b>14U GIRLS</b>	Aadya Chadawalada [DL Newhaven]
<b>16U BOYS</b>	Connor Williams [Rutherglen]
<b>16U GIRLS</b>	Charlotte Gates [Newlands]
<b>18U BOYS</b>	Marcus McLaren [Langside]
<b>18U GIRLS</b>	Eleanor Cochran [Bridge of Allan]
<b>18U MIXED</b>	Ross Young & Heather Barlow [Newlands]

The 2021 doubles event was played at Scotstoun from 18<sup>th</sup> – 19<sup>th</sup> December with results of finals below:

DOUBLES	WINNERS	DOUBLES	WINNERS
<b>18U BOYS</b>	Ben Hudson & Charlie Robertson	<b>18U GIRLS</b>	Heather Barlow & Iju'Ama Nisbet
<b>16U BOYS</b>	Jack Deveney & Kyle McKay	<b>16U GIRLS</b>	Charlotte Gates & Anna McKnight
<b>14U BOYS</b>	Jed McMillan & Findlay Pratt	<b>14U GIRLS</b>	Amy Hudson & Anna McKnight
<b>12U BOYS</b>	Chenming Dong & Alasdair Low	<b>12U GIRLS</b>	Hanna Augustynska & Aadya Chadawalada

## 3. West of Scotland Senior Players' Open Championships

This event was played from 27<sup>th</sup> – 30<sup>th</sup> October 2022 at various indoor venues with results of finals below:

EVENT	WINNERS	RUNNERS-UP
<b>M35S</b>	Benjamin Bel (DL Edinburgh)	Russell Allan (Woodend)
<b>M35D</b>	M Openshaw (Giffnock) & G Picken (Western)	M Picken (Western) & G Thomson (Whitecraigs)
<b>M50S</b>	Graeme Matthew (DL Aberdeen)	Barry Rodger (Langside)
<b>M50D</b>	James Lyon & Matthew Smith (Ardgowan)	Alexander Cameron & Stuart Gray (Langside)
<b>M65S</b>	Andrew McKeown (DL Hamilton)	Colin Burney (Rubislaw)
<b>M65D</b>	W Clarke & I Murdie (Hamilton)	J McGowan (Craighelen) & S Walker (Broomhill)
<b>W35S</b>	Gillian McIlroy (Ayr)	Georgia Bigaro (Western)
<b>W35D</b>	Gillian McIlroy & Louise Annand (Ayr)	Wendy Rankin & Suzy Cochrane (Titwood)
<b>W50S</b>	Charlotte Beattie (Western)	Lilian Young (DL Renfrew)
<b>W50D</b>	J Fullerton (DL Renfrew) & N Henderson (Strathgryffe)	S Gatt & S Williams (DL Aberdeen)
<b>W65S</b>	Marjory Love Newlands)	Christine Lockhart (Newlands)
<b>W65D</b>	Marjory Love & Christine Lockhart (Newlands)	Maggie McLellan & Jennifer Macdonald (Western)

## THE ROAD TO WIMBLEDON



**Nikhil Bolapragada [Giffnock]** and **Anna McKnight [Newlands]** represented West of Scotland at the 14 & Under Play Your Way To Wimbledon national finals held at the All England Club in August. Both players qualified from the group stages to reach the semi-final and quarter-final respectively of the singles events. Anna McKnight partnered **Emma Barlow [Giffnock]** in the 18 & Under girls' doubles event with brothers **Nicholas and Thomas Sproule [Western]** playing in the 18 & Under boys' event.

- Inter-County Competitions

### OPEN

LTA SUMMER COUNTY CUP			
MEN			
Cromer – Group 3		Score	Players
Cheshire	Win	6-3	Scott MacAulay [C]
Lincolnshire	Win	7-2	Lee Wishart [VC]
Middlesex	Win	5-4	Charlie Miller
Norfolk	Win	6-3	James Shemilt
North of Scotland	Loss	2-7	Harry Mouratidis
			Ewan Moore
			Fraser Craig
			Jack Deveney
<b>Final position:</b>	<b>3<sup>rd</sup> /6</b>		Kyle McKay





LTA SUMMER COUNTY CUP			
WOMEN			
Felixstowe – Group 6		Score	Players
Devon	Win	9-0	Jennifer Steel [C]
Shropshire	Win	9-0	Caitlin Steel
Staffordshire	Win	9-0	Verena Scott
Northamptonshire	Win	8-1	Heather Barlow
North of Scotland	Win	8-1	Alicia Gates
			Claudie Quinn
			Rachel Pang
<b>Final position:</b>	<b>1<sup>st</sup> /6</b>		



LTA COUNTY CUP			
MEN 35 & OVER			
Eastbourne – Group 2		Score	Players
Leicestershire	Win	3-2	Jordan Gray [C]
Cheshire	Win	5-0	David Brewer
Middlesex	Win	3-2	Colin Taylor
			Gary Thomson
			Ross Macaulay
<b>Final position:</b>	<b>1<sup>st</sup> /4</b>		





LTA COUNTY CUP			
WOMEN 35 & OVER			
Eastbourne – Group 6		Score	Players
Isle of Man	Win	3-2	Helena Britt
Cumbria	Win	4-1	Heather Lockhart
Northumberland	Win	3-1	Lucy McNaught
			Anna Vardy
<b>Final position:</b>		<b>1<sup>st</sup> /4</b>	Hazel Weir [C]

## JUNIOR

LTA SUMMER COUNTY CUP			
18 & U BOYS		Division 4b	
Hull		Score	Players
			Jack Deveney
East of Scotland	Loss	4-5	Liam O'Brien
Buckinghamshire	Win	5-4	Kyle McKay
Hereford & Worcester	Win	6-1	Craig Kyle
			Ross Young
			Finlay Watters
			Connor Williams
<b>Final position:</b>		<b>2<sup>nd</sup>/4</b>	Andrew Wilson

LTA SUMMER COUNTY CUP			
18 & U GIRLS		Division 4a	
Edgbaston		Score	Players
			Heather Barlow
Hereford & Worcester	Loss	3-6	Sorcha Caves
Wiltshire	Win	7-2	Jenna Conroy
Bedfordshire	Win	8-1	Carla Ward
			Eleanor Cochran
			Rachel Pang
			Olivia McGuire
<b>Final position:</b>		<b>2<sup>nd</sup>/4</b>	Anna McKnight

LTA SUMMER COUNTY CUP			
14 & U BOYS			
Craiglockhart, Edinburgh		Score	Players
South of Scotland	Win	6-0	Nikhil Bollapragada
Northumberland	Win	4-2	Alasdair Low
East of Scotland	Win	6-0	Charlie Morgan
North of Scotland	Loss	2-4	Lucas Nolte
			Thomas Sproule
<b>Final position:</b>		<b>2<sup>nd</sup>/5</b>	

LTA SUMMER COUNTY CUP			
14 & U GIRLS			
Hillhead, Glasgow		Score	Players
East of Scotland	Win	4-2	Charlotte Gates
Yorkshire	Win	5-1	Elisa Gibson
South of Scotland	Win	6-0	Anna McKnight
North of Scotland	Win	6-0	Lauryn O'Brien Megan O'Brien
Final position:	1 <sup>st</sup> /5		

LTA SUMMER COUNTY CUP			
12 & U BOYS			
Lytham St. Annes		Score	Players
East of Scotland	Loss	2-4	Rafael Gordon
Lancashire	Loss	1-5	Dhruv Goyal
North of Scotland	Loss	3-3*	Oran McBride
South of Scotland	Win	4-2	Lucas Rodgers Rhys Sibbald
Final position:	4 <sup>th</sup> /5		

LTA SUMMER COUNTY CUP			
12 & U GIRLS			
Craiglockhart, Edinburgh		Score	Players
Cheshire	Loss	0-6	Ella Morrison
East of Scotland	Win	4-2	Nikemi Olafare
North of Scotland	Loss	2-4	Kate Petchey
South of Scotland	Win	4-1	Maia Wood
Final position:	3 <sup>rd</sup> /5		

LTA SUMMER COUNTY CUP			
11 & U BOYS			
Troon		Score	Players
North of Scotland	Win	5-1	Rafael Gordon
South of Scotland	Loss	2-4	Thomas Langlands
Yorkshire	Loss	2-4	Oran McBride
East of Scotland	Loss	2-4	Andrew Ross Fraser Whitelock
Final position:	4 <sup>th</sup> /5		



LTA SUMMER COUNTY CUP			
11 & U GIRLS			
Lymm, Cheshire		Score	Players
East of Scotland	Loss	3-3	Gracie Lawrie
South of Scotland	Win	5-1	Carmen Leggat
North of Scotland	Win	6-0	Ella Morrison
Cheshire	Win	5-1	Jazmin Ward
Final position:	2 <sup>nd</sup> /5		

LTA SUMMER COUNTY CUP			
10 & U BOYS			
Westburn, Aberdeen		Score	Players
			Xander Gardani-Platchias
East of Scotland	Draw	3-3	Coen Gordon
South of Scotland	Loss	2-4	Cameron Rae
North of Scotland	Win	4-2	Leon Rajain
Northumberland	Loss	2-4	Callum Smith
			Fraser Whitelock
Final position:	4 <sup>th</sup> /5		

LTA SUMMER COUNTY CUP			
10 & U GIRLS			
Uddingston, Glasgow		Score	Players
			Sophie Langlands
East of Scotland	Loss	1-5	Kiera McCarron
North of Scotland	Win	5-1	Ares Power
South of Scotland	Win	6-0	Jazmin Ward
Yorkshire	Loss	2-4	Ruby Warren
			Lucy Wood
Final position:	3 <sup>rd</sup> /5		

LTA SUMMER COUNTY CUP			
9 & U			
Westburn, Aberdeen		Score	Players
East of Scotland	Win	4-2	James Mills
North of Scotland	Win	5-1	Lewis Ndogaj
South of Scotland	Win	6-0	Cameron Rae
			Luke Roy
<b>Final position</b>	<b>1<sup>st</sup>/4</b>		
			Charlie Gilpin
East of Scotland	Draw	3-3	Gabriella Graham
North of Scotland	Loss	0-6	Callie Longhurst
South of Scotland	Draw	3-3	Amelia McNeill
			Lily Vandy
<b>Final position:</b>	<b>3<sup>rd</sup> /4</b>		
9 & U BOYS – National Finals - North			
Sheffield		Score	Boys
Lancashire	Win	4-2	Louis Taylor
Nottinghamshire	Win	5-1	James Huang
Cambridgeshire	Loss	1-5	Oscar Cook
Yorkshire	Loss	2-4	Alec Brodie
			Ben Scott
<b>Final position:</b>	<b>3<sup>rd</sup> /5</b>		

LTA SUMMER COUNTY CUP				
8 & U				
Newlands, Glasgow		Score	Boys	Girls
			Louis Taylor	Carrie Kerr
North of Scotland	Win	12-6	James Huang	Anna MacDonald
East of Scotland	Win	18-0	Oscar Cook	Ava Steel
South of Scotland	Win	17-1	Alec Brodie	Abbie Smith
			Ben Scott	Phoebe Castledine
<b>Final position:</b>	<b>1<sup>st</sup> /4</b>			



2022 8U National League Group Winners' playoffs

## SCOTTISH JUNIOR INTER-COUNTY CHAMPIONSHIPS – THE TEA CUP 18 & Under

Uddingston LTC			Score	Players	
				Heather Barlow	Jack Deveney
SF	East of Scotland	Win	6-0	Sorcha Caves	Kyle McKay
F	North of Scotland	Win	5-0	Eleanor Cochran	Liam O'Brien
				Olivia McGuire	Finlay Watters
<b>Final position:</b>		<b>Winners</b>			



2022 Tea Cup champions

## SCOTTISH JUNIOR INTER-DISTRICT CHAMPIONSHIPS

Kilgraston School, Bridge of Earn		Final standing	Players	
<b>18 &amp; Under</b>	1 <sup>st</sup>	Heather Barlow	Jenna Conroy	Ross Young
<b>15 &amp; Under</b>	1 <sup>st</sup>	Anna McKnight	Emma Barlow	Lucas Nolte
<b>12 &amp; Under</b>	3 <sup>rd</sup>	Sophie Reid	Maia Wood	Dimitri Tsoukalas
		Dhruv Goyal		
<b>Final position:</b>	<b>OVERALL</b>	<b>1<sup>st</sup></b>		

**SCOTTISH SENIORS' COUNTY CUP**

In 2022, West of Scotland entered teams into the Scottish Seniors' Inter-County Championships which were open to teams from the North, South, East and West of Scotland.

The following players represented West of Scotland in age group teams:-

<b>MEN 45</b>	<b>MEN 50</b>	<b>MEN 60</b>	<b>MEN 65</b>
Calum McKnight (C)	Gordon Bell	Simon Coom	<b>Team A</b>
Allan Ralston	Stuart Clark	Alan Dickson	Ian Allingham
Glen Smyth	Andrew Low	Gerry Kelly (C)	William Clarke
Gary White	Jim Lyon	Derek McKay	Roy Fraser
	Graham Robertson	Andrew McKeown	Andrew McKeown (C)
	David Wilson (C)	Graham Pirie	Ian Murdie
		Ronnie Terras	<b>Team B</b>
		Gavin Thomson	Gordon Conner (C)
			Tom MacGuire
			Alastair Smith
			Andros Stakis

<b>WOMEN 50</b>	<b>WOMEN 60</b>	<b>WOMEN 70</b>
Ruth Adam	<b>Team A</b>	Ann Lambie
Sally Adam	Nicola Henderson	Christine Lockhart
Karen Christie	Val Higgins	Marjory Love
Jackie Fullerton	Marjory Love	Barbara Reid
Deborah Maddern	Carol Milne (C)	
Gillian McLeod (C)	Carole Wilson	
Liz Mosin	<b>Team B</b>	
Rachel Neal	Lynne Baker	
	Celia Fisher	
	Audrey Kennedy	
	Ann McGrath	
	Annette Riley	
	Anne Smillie	
	Monica Stewart (C)	
	Mary White	



Helensburgh's **Gordon Reid** enjoyed another successful season winning the Men's Wheelchair Doubles titles at both the Australian and French Opens with partner Alfie Hewett. Gordon is currently World ranked #1 in doubles and #4 in singles.

**Cameron Norrie, GB #1**

Although Tennis West of Scotland takes no credit for his tennis development, it is proud that West of Scotland is credited as Cameron's 'play county' on the LTA rankings.

[www.tenniswos.co.uk](http://www.tenniswos.co.uk)

**Twitter:** <https://twitter.com/TennisWestScot>

**Instagram:** <https://www.instagram.com/tenniswestscot/>



## PLAYER DEVELOPMENT

Tennis West of Scotland operates a county training programme for junior players eligible to represent West of Scotland in district and county competitions. Currently 139 players train regularly at indoor centres throughout the winter.

The county programme works closely with the regional training programme managed and delivered by Tennis Scotland with both the Tennis Scotland and Tennis West of Scotland coaching teams working together to plan an integrated programme.

A local player development programme links the county programme to key clubs and centres to ensure that young mini players develop the correct techniques from club and centre coaches and are encouraged to regularly compete.

Sessions are led by experienced coaches with opportunities also provided to develop some newly qualified coaches.

The 2022-23 winter coaching team:-


- |                  |                |
|------------------|----------------|
| ○ Ash Webster    | Fraser Craig   |
| ○ Matt Dickie    | Emily Gates    |
| ○ Jordan Gray    | Colin Hanbidge |
| ○ Craig Kyle     | Euan McGinn    |
| ○ Verena Scott   | Caitlin Steel  |
| ○ Jennifer Steel | Lee Wishart    |

A full programme of tournaments and leagues is organized for junior players of all ages to provide organized competitive opportunities.



# 2022 DUNLOP WEST OF SCOTLAND SINGLES LEAGUE - Final Standings

## Men's - Premier

	P	PTS	M+	M-	S+	S-	G+	G-
1 NEWLANDS M1 	4	20	4	0	20	4	131	52
2 WESTERN M1	4	16	3	1	10	8	113	78
3 MILNGAVIE M1	4	13	2	2	8	12	123	137
4 STRATHGRYFFE M	4	8	1	3	6	6	87	123
5 GIFFNOCK M	4	6	0	4	6	20	84	148



## Men's - Division 1A

1 THORN PARK M1	4	23	4	0	23	3	158	69
2 DL HAMILTON M	4	17	3	1	15	5	132	83
3 RUTHERGLEN M	4	15	2	2	15	9	127	94
4 MOUNT VERNON M1	4	-1	1	3	6	12	45	108
5 NEWLANDS M2	4	-11	0	4	3	23	47	155

## Men's - Division 1B

	P	PTS	M+	M-	S+	S-	G+	G-
1 QUEEN'S PARK CTC M1	4	17	3	1	17	10	120	110
2 HILLHEAD M	4	16	2	1	16	12	149	123
3 CLARKSTON M1	4	15	3	1	15	11	130	108
4 WESTERN M2	4	12	1	3	12	15	112	124
5 WOODEND M1	4	8	0	3	8	20	115	161

## Men's - Division 2A

1 FORT MATILDA M1	4	24	4	0	24	2	146	65
2 CAMBUSLANG M1	4	14	3	1	14	13	134	115
3 TITWOOD M1	4	14	2	2	14	11	114	105
4 STRATHAVEN M2	4	10	1	3	10	19	127	157
5 DL RENFREW M1	4	5	0	4	5	22	87	166

## Men's - Division 2B

1 LANGSIDE M1	5	26	5	0	26	5	177	72
2 BEARSDEN M1	5	24	4	1	24	7	175	108
3 LENZIE M1	5	19	3	2	19	14	155	135
4 STRATHAVEN M1	5	15	2	3	15	17	147	145
5 CAMBUSLANG M2	5	8	1	4	8	25	98	179
6 KIRKHILL M	5	4	0	5	4	28	71	184


## Men's - Division 3A

1 FORT MATILDA M2	4	22	4	0	22	5	154	87
2 QUEEN'S PARK CTC M2	4	20	3	1	20	6	146	83
3 EAST KILBRIDE M1	4	11	2	2	11	14	102	115
4 LENZIE M2	4	7	1	3	7	19	87	131
5 TITWOOD M2	4	5	0	4	5	21	62	135

## Men's - Division 3B

1 LANGSIDE M2	3	16	3	0	16	4	117	70
2 QUEEN'S PARK CTC M3	3	14	2	1	14	7	119	96
3 DL GLASGOW WEST END M1	3	8	1	2	8	10	78	76
4 EAST KILBRIDE M2	3	1	0	3	1	18	46	118

## Women's - Premier

	P	PTS	M+	M-	S+	S-	G+	G-
1 WESTERN W1 	3	14	3	0	14	5	106	57
2 NEWLANDS W	3	13	2	1	13	6	112	70
3 STRATHGRYFFE W	3	10	1	2	10	8	82	65
4 DL RENFREW W	3	0	0	3	0	18	0	108
GIFFNOCK W	0	0	0	0	0	0	0	0
WHITECRAIGS W	0	0	0	0	0	0	0	0

## Women's - Division 1

	P	PTS	M+	M-	S+	S-	G+	G-
1 DL GLASGOW WEST END W	5	28	5	0	28	5	198	105
2 HILLHEAD W	5	20	3	2	20	11	148	98
3 QUEEN'S PARK CTC W	5	17	2	3	17	18	150	142
4 RUTHERGLEN W	5	14	2	3	14	21	164	179
5 BEARSDEN W1	5	11	2	3	11	22	106	162
6 TITWOOD W1	5	10	1	4	10	23	111	191

## Women's - Division 2

1 LENZIE W	4	20	4	0	20	6	135	82
2 DL HAMILTON W	4	19	3	1	19	7	137	66
3 STRATHAVEN W1	4	11	1	3	11	16	95	117
4 WOODEND W	4	10	2	2	10	15	92	106
5 EAST KILBRIDE W1	4	4	0	4	4	20	40	128



# DUNLOP WEST OF SCOTLAND SUMMER DOUBLES - 2022 Final Standings

## MEN

### PREMIER STAGE 1

	P	PTS	M+	M-	S+	S-	G+	G-
1 NEWLANDS M1	7	57	7	0	57	6	368	170
2 THORN PARK M1	7	39	5	2	39	24	303	235
3 WESTERN M1	7	39	4	3	39	24	314	247
4 GIFFNOCK M1	7	34	5	2	34	29	306	277
5 WHITECRAIGS M1	7	34	3	4	34	29	275	275
6 NEWLANDS M2	7	28	3	4	28	35	255	277
7 STRATHGRYFFE M1	7	11	1	6	11	52	177	347
8 WHITECRAIGS M2	7	10	0	7	10	53	179	349

### PREMIER STAGE 2

	P	PTS	M+	M-	S+	S-	G+	G-
1 NEWLANDS M1 <span style="color: gold;">★</span>	3	22	3	0	22	5	157	86
2 GIFFNOCK M1	3	14	1	2	14	13	126	127
3 THORN PARK M1	3	10	1	2	10	17	102	140
4 WESTERN M1	3	8	1	2	8	19	110	142
1 WHITECRAIGS M1	3	22	3	0	22	5	156	86
2 STRATHGRYFFE M1	3	15	2	1	15	12	121	126
3 NEWLANDS M2	3	12	1	2	12	15	117	130
4 WHITECRAIGS M2	3	5	0	3	5	22	103	155

### DIVISION 1/1 STAGE 1

	P	PTS	M+	M-	S+	S-	G+	G-
1 DL HAMILTON M1	7	52	6	1	52	11	355	179
2 MILNGAVIE M1	7	50	7	0	50	13	345	186
3 RUTHERGLEN M1	7	45	5	2	45	18	318	206
4 CAMBUSLANG M1	7	39	4	3	39	24	298	270
5 HAMILTON M1	7	28	3	4	28	35	262	305
6 WESTERN M2	7	26	2	5	26	37	263	307
7 GIFFNOCK M2	7	9	1	6	9	54	191	347
8 NEWLANDS M3	7	-7	0	7	3	60	138	370

### DIVISION 1/1 STAGE 2

	P	PTS	M+	M-	S+	S-	G+	G-
1 RUTHERGLEN M1	3	16	2	1	16	11	130	99
2 DL HAMILTON M1	3	14	2	1	14	13	118	119
3 MILNGAVIE M1	3	14	1	2	14	13	122	119
4 CAMBUSLANG M1	3	10	1	2	10	17	97	130
1 HAMILTON M1	3	23	3	0	23	4	152	90
2 WESTERN M2	3	16	2	1	16	11	135	111
3 GIFFNOCK M2	3	13	1	2	13	14	125	129
4 NEWLANDS M3	3	2	0	3	2	25	75	157

### DIVISION 1/2 STAGE 1

	P	PTS	M+	M-	S+	S-	G+	G-
1 HILLHEAD M1	7	51	6	1	51	12	364	178
2 CLARKSTON M1	7	41	5	2	41	22	311	233
3 LANGSIDE M1	7	37	3	4	37	26	305	280
4 NUFFIELD MILNGAVIE M1	7	28	3	4	28	35	272	300
5 HILLHEAD M2	7	26	2	5	26	37	256	298
6 FORT MATILDA M1	7	23	2	5	23	40	259	323
7 WOODEND M1	7	23	3	4	23	40	243	307
8 WHITECRAIGS M3	7	23	4	3	23	40	227	318

### DIVISION 1/2 STAGE 2

	P	PTS	M+	M-	S+	S-	G+	G-
1 HILLHEAD M1	3	21	3	0	21	6	153	93
2 LANGSIDE M1	3	14	1	2	14	13	129	127
3 CLARKSTON M1	3	11	1	2	11	16	122	135
4 NUFFIELD MILNGAVIE M1	3	8	1	2	8	19	99	148
1 HILLHEAD M2	3	18	2	1	18	9	140	115
2 WOODEND M1	3	17	2	1	17	10	141	111
3 FORT MATILDA M1	3	14	2	1	14	13	137	123
4 WHITECRAIGS M3	3	5	0	3	5	22	87	156

## WOMEN

### PREMIER STAGE 1

	P	PTS	M+	M-	S+	S-	G+	G-
1 NEWLANDS W1	7	53	6	1	53	10	344	133
2 THORN PARK W1	7	52	7	0	52	11	338	158
3 WHITECRAIGS W1	7	45	5	2	45	18	315	185
4 WESTERN W1	7	34	4	3	34	29	265	254
5 NEWLANDS W2	7	24	3	4	24	39	234	286
6 STRATHGRYFFE W1	7	21	2	5	21	42	239	322
7 GIFFNOCK W1	7	12	1	6	12	51	156	342
8 DL RENFREW W1	7	11	0	7	11	52	141	352

### PREMIER STAGE 2

	P	PTS	M+	M-	S+	S-	G+	G-
1 NEWLANDS W1 <span style="color: gold;">★</span>	3	20	3	0	20	7	148	84
2 WHITECRAIGS W1	3	17	2	1	17	10	124	94
3 THORN PARK W1	3	11	1	2	11	16	99	127
4 WESTERN W1	3	6	0	3	6	21	81	147
1 STRATHGRYFFE W1	3	19	3	0	19	8	140	109
2 GIFFNOCK W1	3	19	2	1	19	8	141	97
3 NEWLANDS W2	3	15	1	2	15	12	136	102
4 DL RENFREW W1	3	1	0	3	1	26	52	161

### DIVISION 1/1 STAGE 1

	P	PTS	M+	M-	S+	S-	G+	G-
1 DL GLASGOW WEST END W1	7	46	6	1	46	17	357	236
2 WESTERN W2	7	46	5	2	46	17	334	222
3 CLARKSTON W1	7	41	5	2	41	22	315	247
4 TITWOOD W1	7	34	4	3	34	29	294	258
5 STRATHGRYFFE W2	7	32	4	3	32	31	287	284
6 DL HAMILTON W1	7	30	3	4	30	33	283	298
7 WESTERN W3	7	18	1	6	18	45	246	336
8 DL RENFREW W2	7	5	0	7	5	58	130	365

### DIVISION 1/1 STAGE 2

	P	PTS	M+	M-	S+	S-	G+	G-
1 WESTERN W2	3	23	3	0	23	4	153	69
2 CLARKSTON W1	3	14	1	2	14	13	112	111
3 DL GLASGOW WEST END W1	3	10	1	2	10	17	94	125
4 TITWOOD W1	3	7	1	2	7	20	82	136
1 DL HAMILTON W1	3	20	3	0	20	7	154	87
2 STRATHGRYFFE W2	3	18	2	1	18	9	133	104
3 WESTERN W3	3	15	1	2	15	12	122	105
4 DL RENFREW W2	3	1	0	3	1	26	49	162

### DIVISION 1/2 STAGE 1

	P	PTS	M+	M-	S+	S-	G+	G-
1 HILLHEAD W1	7	53	7	0	53	10	359	199
2 QUEEN'S PARK CTC W1	7	45	5	2	45	18	314	209
3 BEARSDEN W1	7	43	6	1	43	20	324	238
4 NEWLANDS W3	7	36	4	3	36	27	310	254
5 RUTHERGLEN W1	7	30	3	4	30	33	294	294
6 THORN PARK W2	7	26	2	5	26	37	271	291
7 GIFFNOCK W2	7	5	0	7	5	58	153	377
8 DL HAMILTON W2	7	4	1	6	4	49	181	344

### DIVISION 1/2 STAGE 2

	P	PTS	M+	M-	S+	S-	G+	G-
1 HILLHEAD W1	3	21	3	0	21	6	152	88
2 BEARSDEN W1	3	15	2	1	15	12	132	128
3 QUEEN'S PARK CTC W1	3	10	0	3	10	17	119	137
4 NEWLANDS W3	3	8	1	2	8	19	95	145
1 THORN PARK W2	3	24	3	0	24	3	154	59
2 RUTHERGLEN W1	3	18	2	1	18	9	140	89
3 DL HAMILTON W2	3	4	0	3	4	23	77	158
4 GIFFNOCK W2	3	-2	1	2	8	19	75	140

# DUNLOP WEST OF SCOTLAND SUMMER DOUBLES - 2022 Final Standings

## MEN

### DIVISION 2A

	P	PTS	M+	M-	S+	S-	G+	G-
1 HELENSBURGH M1	8	55	7	1	55	17	390	242
2 STRATHGRYFFE M2	8	55	6	2	55	17	383	229
3 BEARSDEN M1	8	44	6	2	44	28	352	307
4 WOODEND M2	8	39	5	3	39	33	332	311
5 DRUMCHAPEL M1	8	37	5	3	37	35	331	333
6 BROOMHILL M1	8	32	2	6	32	40	320	325
7 MOUNT VERNON M1	8	31	3	5	31	41	292	350
8 LANGSIDE M2	8	17	2	6	17	55	250	395
9 TITWOOD M1	8	14	0	8	14	58	244	402

### DIVISION 3A

1 CLARKSTON M2	8	45	7	1	45	27	389	294
2 BISHOPBRIGGS M1	8	45	5	3	45	27	347	283
3 GIFFNOCK M3	8	43	5	3	43	29	361	319
4 STRATHAVEN M1	8	39	5	3	39	33	332	320
5 DL HAMILTON M3	8	36	3	5	36	36	340	313
6 ARDGOWAN M1	8	34	4	4	34	38	315	336
7 MILNGAVIE M2	8	28	3	5	28	44	282	357
8 NEWLANDS M4	8	21*	2	6	31	41	239	318
9 WOODEND M3	8	13*	2	6	23	49	254	319

### DIVISION 4A

1 HILLHEAD M3	8	52	7	1	52	20	376	255
2 FORT MATILDA M2	8	51	7	1	51	21	392	280
3 WHITECRAIGS M4	8	47	5	3	47	25	373	274
4 STRATHGRYFFE M4	8	36	4	4	36	36	343	331
5 DL HAMILTON M4	8	34	4	4	34	38	343	342
6 NEWLANDS M5	8	34	3	5	34	38	310	354
7 DRUMCHAPEL M2	8	32	3	5	32	40	308	339
8 CLARKSTON M3	8	29	3	5	29	43	292	373
9 MILNGAVIE M3	8	9	0	8	9	63	228	417

### DIVISION 5A

1 LANARK M1	8	60	8	0	60	12	407	214
2 BROOMHILL M2	8	49	6	2	49	23	364	271
3 MOUNT VERNON M2	8	49	6	2	49	23	367	296
4 HAMILTON M3	8	43	6	2	43	29	359	343
5 STRATHGRYFFE M5	8	32	3	5	32	40	312	370
6 HELENSBURGH M2	8	29	2	6	29	43	325	347
7 HILLHEAD M4	8	29	2	6	29	43	310	356
8 NEWLANDS M6	8	20	3	5	20	52	294	380
9 WOODEND M5	8	13	0	8	13	59	242	403

### DIVISION 6A

1 LENZIE M1	8	72	8	0	72	0	439	118
2 BISHOPTON M2	8	49	6	2	49	23	380	291
3 RUTHERGLEN M4	8	38	4	4	38	34	320	312
4 GU STAFF M2	8	37	5	3	37	35	328	319
5 GIFFNOCK M5	8	37	6	2	37	35	310	331
6 DL RENFREW M3	8	34	3	5	34	38	306	332
7 CLARKSTON M5	8	28	3	5	28	44	320	385
8 DRUMCHAPEL M4	8	21	1	7	21	51	293	378
9 THORN PARK M4	8	8	0	8	8	64	188	418

### DIVISION 6C

1 THORN PARK M3	8	50	6	2	50	22	384	290
2 WESTERN M6	8	43	5	3	43	29	363	306
3 BUSBY M2	8	43	5	3	43	29	357	320
4 DL HAMILTON M6	8	42	7	1	42	30	359	316
5 STEPPS M1	8	38	5	3	38	34	338	328
6 DL RENFREW M4	8	35	3	5	35	37	335	316
7 STRATHGRYFFE M6	8	28	3	5	28	44	302	366
8 SPRINGWELLS M1	8	28	1	7	28	44	324	358
9 RUTHERGLEN M5	8	17	1	7	17	55	230	392

### DIVISION 2B

	P	PTS	M+	M-	S+	S-	G+	G-
1 THORN PARK M2	8	56	6	2	56	16	398	239
2 QUEEN'S PARK CTC M1	8	56	7	1	56	16	395	265
3 DL RENFREW M1	8	50	6	2	50	22	382	271
4 WESTERN M3	8	37	5	3	37	35	346	325
5 RUTHERGLEN M2	8	37	5	3	37	35	365	357
6 UDDINGSTON M1	8	28	3	5	28	44	284	340
7 BISHOPTON M1	8	27	3	5	27	45	271	344
8 GU STAFF M1	8	19	1	7	19	53	257	397
9 DL GLASGOW WEST END M1	8	14	0	8	14	58	240	400

### DIVISION 3B

1 DL HAMILTON M2	7	48	7	0	48	15	350	217
2 WESTERN M4	7	41	5	2	41	22	323	248
3 CAMBUSLANG M2	7	32	5	2	32	31	298	280
4 STRATHGRYFFE M3	7	32	3	4	32	31	292	298
5 HAMILTON M2	7	32	3	4	32	31	292	301
6 BUSBY M1	7	23	2	5	23	40	251	316
7 RUTHERGLEN M3	7	22	1	6	22	41	270	329
8 DOWANHILL M	7	22	2	5	22	41	237	324

### DIVISION 4B

1 KILMACOLM M1	8	55	7	1	55	17	383	235
2 KIRKHILL M1	8	51	7	1	51	21	388	256
3 WESTERN M5	8	43	5	3	43	29	354	300
4 KELVINGROVE M	8	40	4	4	40	32	351	311
5 KIRKTONHILL M1	8	34	5	3	40	32	326	299
6 WHITECRAIGS M5	8	32	4	4	32	40	276	329
7 DL HAMILTON M5	8	24	2	6	24	48	268	357
8 WOODEND M4	8	20	1	7	20	52	261	388
9 TITWOOD M2	8	19	1	7	19	53	250	382

### DIVISION 5B

1 QUEEN'S PARK CTC M2	8	58	7	1	58	14	395	240
2 DRUMCHAPEL M3	8	50	8	0	50	22	376	253
3 STRATHAVEN M2	8	40	5	3	40	32	335	309
4 BEARSDEN M2	8	40	4	4	40	32	346	324
5 LANGSIDE M3	8	39	4	4	39	33	341	320
6 CARDROSS M1	8	32	3	5	32	40	333	335
7 CLARKSTON M4	8	31	4	4	31	41	298	347
8 DL RENFREW M2	8	22	1	7	22	50	294	375
9 DL GLASGOW WEST END M2	8	12	0	8	12	60	185	400

### DIVISION 6B

1 CAMBUSLANG M3	8	57	8	0	57	15	395	237
2 KIRKHILL M2	8	47	6	2	47	25	370	287
3 HILLHEAD M5	8	43	5	3	43	29	359	294
4 NUFFIELD MILNGAVIE M2	8	37	4	4	37	35	314	310
5 KILMACOLM M2	8	33	4	4	33	39	305	337
6 CARDROSS M2	8	32	3	5	32	40	317	339
7 LANGSIDE M4	8	30	4	4	30	42	304	329
8 HAMILTON M4	8	25	1	7	25	47	269	376
9 STRATHAVEN M3	8	20	1	7	20	52	256	380

# DUNLOP WEST OF SCOTLAND SUMMER DOUBLES - 2022 Final Standings

## MEN

### DIVISION 7A

1	LENZIE M2	8	66	8	0	66	6	426	170
2	NEWLANDS M7	8	54	7	1	54	18	377	261
3	WOODEND M6	8	44	5	3	44	28	360	294
4	ARDGOWAN M2	8	40	5	3	40	32	339	302
5	STRATHGRYFFE M7	8	38	4	4	38	34	338	322
6	CAMBUSLANG M4	8	29	3	5	29	43	290	341
7	BROOMHILL M4	8	21	2	6	21	51	263	374
8	STEPPS M2	8	17	2	6	17	55	251	405
9	KILMACOLM M4	8	15	0	8	15	57	226	401

### DIVISION 7C

1	SPRINGWELLS M2	8	57	8	0	57	15	396	242
2	GU STAFF M3	8	45	6	2	45	27	366	300
3	MILNGAVIE M4	8	36	5	3	36	36	341	326
4	WOODEND M7	8	35	4	4	38	34	321	333
5	BROOMHILL M3	8	35	4	4	35	37	354	327
6	STRATHGRYFFE M8	8	34	3	5	34	38	315	349
7	NUFFIELD MILNGAVIE M3	8	30	2	6	30	42	308	354
8	GIFFNOCK M6	8	26	2	6	26	46	317	380
9	BUSBY M3	8	23	2	6	23	49	275	382

### DIVISION 8A

1	DRUMCHAPEL M5	7	54	6	1	54	9	362	197
2	DL HAMILTON M7	7	45	4	3	45	18	327	209
3	CARDROSS M3	7	38	6	1	38	25	315	235
4	DL RENFREW M6	7	38	5	2	38	25	313	254
5	DL GLASGOW WEST END M3	7	31	4	3	31	32	301	273
6	RUTHERGLEN M7	7	23	2	5	23	40	244	316
7	KIRKTONHILL M2	7	17	1	6	17	46	206	337
8	TITWOOD M6	7	6	0	7	6	57	115	362

### DIVISION 8C

1	BISHOPBRIGGS M2	7	53	6	1	53	10	357	157
2	MOUNT VERNON M3	7	48	6	1	48	15	358	198
3	GLASGOW CTC M	7	46	6	1	46	17	347	234
4	RUTHERGLEN M6	7	35	4	3	35	28	283	250
5	MILNGAVIE M6	7	21	2	5	21	42	235	302
6	STEPPS M3	7	19	1	6	19	44	207	326
7	UDDINGSTON M4	7	17	3	4	17	46	202	326
8	NEWLANDS M8	7	13	0	7	13	50	148	354

### DIVISION 7B

1	FORT MATILDA M3	8	62	7	1	62	10	411	182
2	EAST KILBRIDE M1	8	59	8	0	59	13	395	204
3	UPLAWMOOR M1	8	35	5	3	35	37	302	319
4	CLARKSTON M6	8	34	3	5	34	38	322	347
5	HAMILTON M5	8	34	3	5	34	38	315	336
6	KILMACOLM M3	8	31	6	2	31	41	301	360
7	TITWOOD M4	8	26	2	6	26	46	285	363
8	WESTERTON M1	8	25	2	6	25	47	283	373
9	UDDINGSTON M3	8	18	0	8	18	54	270	400

### DIVISION 7D

1	WOODEND M8	8	53	8	0	53	19	384	269
2	UDDINGSTON M2	8	48	5	3	48	24	390	297
3	WHITECRAIGS M6	8	43	4	4	43	29	376	306
4	DL RENFREW M5	8	40	5	3	40	32	349	308
5	TITWOOD M3	8	39	4	4	39	33	337	324
6	QUEEN'S PARK CTC M3	8	34	3	5	34	38	321	347
7	CRAIGHELEN M	8	30	4	4	30	42	315	359
8	MILNGAVIE M5	8	19	1	7	19	53	245	383
9	LANARK M2	8	18	2	6	18	54	277	401

### DIVISION 8B

1	DRUMCHAPEL M6	7	47	7	0	47	16	334	203
2	BISHOPTON M3	7	46	5	2	46	17	326	196
3	STRATHAVEN M4	7	37	4	3	37	26	292	251
4	TITWOOD M5	7	35	3	4	35	28	304	255
5	HELENSBURGH M3	7	28	3	4	28	35	251	274
6	WHITECRAIGS M7	7	22	3	4	22	41	237	325
7	RUTHERGLEN M8	7	24	2	5	24	39	254	292
8	DL ROUKEN GLEN M1	7	3	1	6	13	50	146	348

### DIVISION 8D

1	FORT MATILDA M4	6	42	6	0	42	12	296	139
2	BEARSDEN M3	6	41	4	2	41	13	291	183
3	THORN PARK M5	6	27	2	4	27	27	225	236
4	HILLHEAD M6	6	18	4	2	28	26	228	225
5	EAST KILBRIDE M2	6	18	2	4	18	33	186	254
6	LENZIE M3	6	17	2	4	17	37	197	281
7	KIRKHILL M3	6	13	1	5	13	38	165	270

## 2022 SUMMER SEASON STATS

EVENTS	6
TEAMS	431
MATCHES	1,607
TEAM CAPTAINS	431
PLAYERS	6,087
WEB SITE HITS	1,056,234



**Tennis**  
west of scotland

# DUNLOP WEST OF SCOTLAND SUMMER DOUBLES - 2022 Final Standings

## WOMEN

DIVISION 2A								DIVISION 2B											
P	PTS	M+	M-	S+	S-	G+	G-	P	PTS	M+	M-	S+	S-	G+	G-				
1	WHITECRAIGS W2	8	62	8	0	62	10	407	213	1	FORT MATILDA W1	8	55	8	0	55	17	390	248
2	WOODEND W1	8	57	7	1	57	15	398	204	2	STRATHGRYFFE W3	8	46	6	2	46	26	367	269
3	WESTERN W4	8	45	6	2	45	27	360	261	3	DL GLASGOW WEST END W2	8	44	7	1	44	28	366	304
4	CLARKSTON W2	8	40	4	4	40	32	342	293	4	GU STAFF W1	8	39	4	4	39	33	344	318
5	STRATHGRYFFE W4	8	34	3	5	34	38	305	337	5	KILMACOLM W1	8	35	4	4	35	37	336	361
6	BROOMHILL W1	8	29	3	5	29	43	262	348	6	CARDROSS W1	8	31	3	5	31	41	315	364
7	HELENSBURGH W1	8	28	4	4	28	44	277	349	7	TITWOOD W2	8	29	1	7	29	43	298	353
8	LENZIE W1	8	21	1	7	21	51	269	382	8	HILLHEAD W2	8	25	2	6	25	47	279	371
9	BEARSDEN W2	8	8	0	8	8	64	177	410	9	UDDINGSTON W1	8	20	1	7	20	52	274	381
<b>DIVISION 3A</b>								<b>DIVISION 3B</b>											
1	MOUNT VERNON W1	8	61	7	1	61	11	414	195	1	WOODEND W2	8	50	8	0	50	22	368	255
2	THORN PARK W3	8	57	7	1	57	15	388	207	2	KELVINGROVE W	8	48	6	2	48	24	361	240
3	WHITECRAIGS W3	8	34	3	5	34	38	314	341	3	NUFFIELD MILNGAVIE W1	8	46	5	3	46	26	351	249
4	LANGSIDE W1	8	34	4	4	34	38	319	343	4	DL RENFREW W3	8	39	5	3	39	33	335	319
5	STEPPS W1	8	32	4	4	32	40	313	357	5	BUSBY W1	8	37	3	5	37	35	306	309
6	DL HAMILTON W3	8	31	4	4	31	41	283	330	6	CLARKSTON W3	8	35	4	4	35	37	328	333
7	STRATHGRYFFE W5	8	29	3	5	29	43	288	339	7	MILNGAVIE W1	8	32	1	7	32	40	286	345
8	CRAIGHELEN W1	8	24	2	6	24	48	274	370	8	THORN PARK W4	8	24	3	5	24	48	278	375
9	NEWLANDS W4	8	22	2	6	22	50	274	385	9	CARDROSS W2	8	13	1	7	13	59	212	400
<b>DIVISION 4A</b>								<b>DIVISION 4B</b>											
1	BISHOPTON W1	8	57	8	0	57	15	406	243	1	BISHOPBRIGGS W1	8	49	5	3	49	23	368	292
2	KIRKHILL W1	8	45	6	2	45	27	353	301	2	RUTHERGLEN W2	8	45	5	3	45	27	363	289
3	KIRKTONHILL W1	8	42	5	3	42	30	348	300	3	WOODEND W3	8	44	6	2	44	28	368	295
4	DL GLASGOW WEST END W3	8	39	4	4	39	33	343	332	4	WESTERN W5	8	44	6	2	44	28	370	307
5	STRATHGRYFFE W7	8	32	5	3	32	40	297	335	5	STRATHGRYFFE W6	8	38	4	4	38	34	341	311
6	DRUMCHAPEL W1	8	31	3	5	31	41	300	350	6	UPLAWMOOR W1	8	37	5	3	37	35	324	325
7	WOODEND W4	8	27	3	5	27	45	307	363	7	TITWOOD W3	8	33	4	4	33	39	321	353
8	GIFFNOCK W3	8	27	1	7	27	45	312	370	8	KILMACOLM W2	8	23	1	7	23	49	301	375
9	HILLHEAD W3	8	24	1	7	24	48	288	360	9	DL HAMILTON W4	8	11	0	8	11	61	191	400
<b>DIVISION 5A</b>								<b>DIVISION 5B</b>											
1	QUEEN'S PARK CTC W2	8	56	8	0	56	16	402	226	1	RUTHERGLEN W3	8	60	8	0	60	12	406	185
2	HAMILTON W1	8	54	7	1	54	18	389	244	2	WHITECRAIGS W4	8	45	5	3	45	27	350	305
3	NUFFIELD MILNGAVIE W2	8	46	6	2	46	26	344	270	3	LANGSIDE W2	8	40	4	4	40	32	346	282
4	MOUNT VERNON W2	8	41	4	4	41	31	342	301	4	BROOMHILL W2	8	40	4	4	40	32	342	302
5	UDDINGSTON W2	8	33	3	5	33	39	317	330	5	DL RENFREW W4	8	37	4	4	37	35	331	329
6	BUSBY W2	8	32	5	3	32	40	303	362	6	WOODEND W5	8	30	4	4	30	42	293	339
7	CLARKSTON W4	8	31	2	6	31	41	321	340	7	WESTERTON W1	8	28	4	4	28	44	284	333
8	EAST KILBRIDE W1	8	22	1	7	22	50	248	386	8	HILLHEAD W4	8	23	2	6	23	49	232	371
9	HELENSBURGH W2	8	9	0	8	9	63	193	400	9	ANCHOR W	8	21	1	7	21	51	230	368
<b>DIVISION 6A</b>								<b>DIVISION 6B</b>											
1	STRATHGRYFFE W8	8	43	6	2	43	29	362	295	1	LENZIE W2	8	65	8	0	65	7	416	169
2	CRAIGHELEN W2	8	43	4	4	43	29	351	292	2	WESTERN W6	8	52	7	1	52	20	383	240
3	GU STAFF W2	8	43	6	2	43	29	350	293	3	MOUNT VERNON W3	8	45	6	2	45	27	365	286
4	STRATHAVEN W1	8	40	6	2	40	32	309	308	4	RUTHERGLEN W4	8	39	5	3	39	33	327	308
5	GIFFNOCK W4	8	39	4	4	39	33	328	306	5	FORT MATILDA W2	8	39	3	5	39	33	344	325
6	MILNGAVIE W2	8	38	4	4	38	34	347	329	6	BISHOPTON W2	8	30	3	5	30	42	295	341
7	BISHOPBRIGGS W2	8	31	3	5	31	41	306	336	7	UPLAWMOOR W2	8	28	3	5	28	41	275	328
8	NEWLANDS W5	8	30	3	5	30	42	331	357	8	BEARSDEN W3	8	17	1	7	14	55	203	369
9	STEPPS W2	8	7	0	8	7	55	217	385	9	WOODEND W6	8	9	0	8	9	63	180	422
<b>DIVISION 7A</b>								<b>DIVISION 7C</b>											
1	WHITECRAIGS W5	7	57	7	0	57	6	374	161	1	HAMILTON W2	6	43	5	1	43	11	286	153
2	DL GLASGOW WEST END W4	7	49	6	1	49	14	349	207	2	SPRINGWELLS W1	6	38	6	0	38	16	259	151
3	UDDINGSTON W3	7	34	4	3	34	29	266	284	3	DRUMCHAPEL W2	6	35	4	2	35	19	256	207
4	TITWOOD W5	7	32	4	3	32	31	299	279	4	TITWOOD W4	6	27	2	4	27	27	245	221
5	WESTERTON W2	7	26	4	3	26	37	258	320	5	LANGSIDE W3	6	25	3	3	25	29	221	244
6	GLASGOW CTC W	7	24	1	6	24	39	246	322	6	WHITECRAIGS W6	6	19	1	5	19	35	182	250
7	CARDROSS W3	7	18	0	7	18	45	237	319	7	KIRKHILL W2	6	2	0	6	2	52	94	317
8	BEARSDEN W4	7	12	2	5	12	51	208	345										
<b>DIVISION 7B</b>								<b>DIVISION 7D</b>											
1	THORN PARK W5	6	43	6	0	43	11	299	141	1	LANARK W1	7	53	7	0	53	10	349	134
2	DL HAMILTON W5	6	43	5	1	43	11	293	155	2	RUTHERGLEN W5	7	48	6	1	48	15	333	199
3	CAMBUSLANG W1	6	37	4	2	37	17	271	162	3	CAMBUSLANG W2	7	38	5	2	38	25	291	246
4	BROOMHILL W3	6	24	2	4	24	30	213	264	4	NUFFIELD MILNGAVIE W3	7	37	4	3	37	26	301	247
5	DRUMCHAPEL W3	6	21	3	3	21	33	208	252	5	NEWLANDS W6	7	30	2	5	30	33	268	283
6	RUTHERGLEN W6	6	17	1	5	17	37	191	281	6	KILMACOLM W3	7	27	3	4	27	36	259	312
7	TITWOOD W6	6	4	0	6	4	50	93	313	7	MILNGAVIE W3	7	18	1	6	18	45	216	320
										8	HILLHEAD W5	7	1	0	7	1	62	103	379

# WEST OF SCOTLAND NATIONAL LEAGUE ( SUMMER 2022 ) FINAL STANDINGS

## 10U GIRLS

	P	PTS	M+	M-	S+	S-	G+	G-
1 <b>WOODEND G10U</b> ★	4	8	4	0	20	5	91	49
2 STRATHGRYFFE G10U	4	2	1	3	10	16	71	89
3 CLARKSTON G10U	4	2	1	3	9	18	77	101



## 10U MIXED

### FRENCH OPEN GROUP

	P	PTS	M+	M-	S+	S-	G+	G-
1 <b>THORN PARK 10U</b>	5	10	5	0	60	2	256	50
2 WOODEND 10U	5	8	4	1	35	32	223	199
3 WESTERN 10U-2	5	6	3	2	32	34	210	227
4 BEARSDEN 10U	5	4	2	3	28	35	194	225
5 DRUMCHAPEL 10U	5	2	1	4	23	43	190	241
6 LENZIE 10U	5	0	0	5	17	49	146	277

### WIMBLEDON GROUP

	P	PTS	M+	M-	S+	S-	G+	G-
1 <b>RUTHERGLEN 10U-1</b>	5	10	5	0	59	9	292	135
2 KILMARNOCK 10U	5	8	4	1	52	12	257	105
3 GIFFNOCK 10U	5	5	2	2	28	29	190	196
4 BUSBY 10U	5	4	2	3	26	41	194	224
5 CLARKSTON 10U	5	2	1	4	19	48	142	265
6 PRESTWICK 10U	5	1	0	4	3	48	66	216

### US OPEN GROUP

	P	PTS	M+	M-	S+	S-	G+	G-
1 <b>WESTERN 10U-1</b>	4	8	4	0	48	0	192	21
2 TITWOOD 10U	4	5	2	1	25	27	142	154
3 HILLHEAD 10U	4	3	1	2	19	18	93	84
4 STRATHGRYFFE 10U	4	2	1	3	17	33	95	151
5 DL RENFREW 10U	4	2	1	3	3	34	38	150

### AUS OPEN GROUP

	P	PTS	M+	M-	S+	S-	G+	G-
1 <b>RUTHERGLEN 10U-2</b>	5	10	5	0	56	5	254	54
2 NEWLANDS 10U	5	8	4	1	52	8	250	57
3 HAMILTON 10U	5	6	3	2	26	37	153	202
4 CAMBUSLANG 10U	5	4	2	3	22	34	133	218
5 EAST KILBRIDE 10U	5	2	1	4	14	44	90	202
6 UDDINGSTON 10U	5	0	0	5	8	50	68	215

### PLAYOFFS

SF	THORN PARK 10U	beat	RUTHERGLEN 10U-2	10-2
SF	RUTHERGLEN 10U-1	beat	WESTERN 10U	8-4
F	<b>RUTHERGLEN 10U-1</b> ★	beat	THORN PARK 10U	12-0



## 12U BOYS

### DIVISION 1A

	P	PTS	M+	M-	S+	S-	G+	G-
1 RUTHERGLEN B12-1	3	6	3	0	33	5	215	70
2 PRESTWICK B12	3	4	2	1	29	9	197	81
3 GIFFNOCK B12	3	2	1	2	6	30	61	189
4 WHITECRAIGS B12	3	0	0	3	6	30	52	185

### DIVISION 1B

	P	PTS	M+	M-	S+	S-	G+	G-
1 THORN PARK B12-1	3	5	2	0	28	15	243	171
2 WESTERN B12-1	3	4	2	1	18	26	212	242
3 HILLHEAD B12	3	2	0	1	20	24	202	231
4 STRATHGRYFFE B12U-1	3	1	0	2	19	20	163	176

### PLAYOFFS

#### POSITIONS 1 - 4

SF	RUTHERGLEN B12-1	beat	WESTERN B12-1	10-2
SF	PRESTWICK B12	beat	THORN PARK B12-1	8-4
3/4	THORN PARK B12-1	beat	WESTERN B12-1	8-0
F	RUTHERGLEN B12-1	beat	PRESTWICK B12	12-0

#### POSITIONS 5 - 8

SF	WHITECRAIGS B12	beat	HILLHEAD B12	12-0
SF	STRATHGRYFFE B12U-1	beat	GIFFNOCK B12	8-4
F	not played			

### DIVISION 2A

	P	PTS	M+	M-	S+	S-	G+	G-
1 BEARSDEN B12	5	10	5	0	55	8	367	152
2 WESTERN B12-2	5	6	3	2	42	24	354	243
3 THORN PARK B12-2	5	6	3	2	39	25	305	259
4 WOODEND B12	5	6	3	2	37	26	313	234
5 LENZIE B12	5	2	1	4	13	48	136	325
6 DRUMCHAPEL B12	5	0	0	5	3	58	96	358

### DIVISION 2B

	P	PTS	M+	M-	S+	S-	G+	G-
1 LANARK B12	5	10	5	0	50	16	339	176
2 CAMBUSLANG B12	5	6	3	2	45	22	343	230
3 RUTHERGLEN B12-2	5	6	3	2	41	24	320	221
4 HAMILTON B12	5	6	3	2	36	28	297	230
5 UDDINGSTON B12	5	2	1	4	12	50	130	320
6 EAST KILBRIDE B12	5	0	0	5	8	52	60	312

### DIVISION 2C

	P	PTS	M+	M-	S+	S-	G+	G-
1 CLARKSTON B12-1	3	6	3	0	30	11	180	80
2 TITWOOD B12	3	4	2	1	17	16	132	153
3 STRATHGRYFFE B12-2	3	2	1	2	20	13	138	83
4 NEWLANDS B12-1	3	0	0	3	6	33	71	205



**Tennis**  
west of scotland

## 12U GIRLS

### DIVISION 1

	P	PTS	M+	M-	S+	S-	G+	G-
1 STRATHGRYFFE G12-1	4	8	4	0	44	4	266	57
2 NEWLANDS G12-1	4	6	3	1	30	23	234	190
3 GIFFNOCK G12	4	4	2	2	20	28	120	179
4 THORN PARK G12	4	2	1	3	18	32	144	235
5 WHITECRAIGS G12	4	0	0	4	13	38	164	267

### DIVISION 2A

	P	PTS	M+	M-	S+	S-	G+	G-
1 CLARKSTON G12-2	5	10	5	0	28	2	171	59
2 HAMILTON G12	5	8	4	1	21	11	164	92
3 BUSBY G12	5	4	2	3	14	16	120	133
4 WOODEND G12-2	5	4	2	3	14	16	115	124
5 UDDINGSTON G12-1	5	4	2	3	12	18	108	131
6 EAST KILBRIDE G12	5	0	0	5	2	28	36	175

### DIVISION 2B

	P	PTS	M+	M-	S+	S-	G+	G-
1 NEWLANDS G12-2	3	6	3	0	18	0	108	31
2 WOODEND G12-1	3	4	2	1	12	6	85	44
3 WESTERN G12-1	3	2	1	2	6	14	50	96
4 DL RENFREW G12	3	0	0	3	2	18	33	105

### DIVISION 2C

	P	PTS	M+	M-	S+	S-	G+	G-
1 CAMBUSLANG G12	4	8	4	0	24	0	144	10
2 CLARKSTON G12-1	4	6	3	1	17	8	122	66
3 WESTERN G12-2	4	4	2	2	8	17	64	130
4 UDDINGSTON G12-2	4	2	1	3	6	19	66	129
5 LENZIE G12	4	0	0	4	7	18	60	121

## 16U BOYS

### DIVISION 1A

	P	PTS	M+	M-	S+	S-	G+	G-
1 WHITECRAIGS B16	3	6	3	0	30	7	196	115
2 GIFFNOCK B16-1	3	4	2	1	31	6	205	99
3 HAMILTON B16	3	2	1	2	12	24	122	176
4 NEWLANDS B16-1	3	0	0	3	0	36	85	218

### DIVISION 1B

	P	PTS	M+	M-	S+	S-	G+	G-
1 HILLHEAD B16	4	6	3	1	34	19	271	179
2 WESTERN B16	4	6	3	1	28	23	221	212
3 RUTHERGLEN B16-1	4	4	2	2	35	14	234	124
4 THORN PARK B16-1	4	4	2	2	28	22	225	177
5 STRATHGRYFFE B16-1	4	0	0	4	1	48	38	297

### PLAYOFFS

SF	WHITECRAIGS B16	beat	WESTERN B16	10-2
F	WHITECRAIGS B16	wo	HILLHEAD B16	

### DIVISION 2A

	P	PTS	M+	M-	S+	S-	G+	G-
1 GIFFNOCK B16-2	4	8	4	0	42	7	276	103
2 FORT MATILDA B16	4	6	3	1	38	14	280	163
3 THORN PARK B16-2	4	4	2	2	20	32	197	252
4 BEARSDEN B16	4	2	1	3	9	42	110	289
5 CLARKSTON B16-1	4	0	0	4	20	34	233	289

### DIVISION 2B

	P	PTS	M+	M-	S+	S-	G+	G-
1 NEWLANDS B16-2	3	6	3	0	29	8	193	84
2 RUTHERGLEN B16-2	3	4	2	1	22	14	139	106
3 STRATHGRYFFE B16-2	3	2	1	2	16	21	129	138
4 CAMBUSLANG B16	3	0	0	3	6	30	61	194

### DIVISION 3A

	P	PTS	M+	M-	S+	S-	G+	G-
1 UDDINGSTON B16	4	8	4	0	41	12	300	199
2 CLARKSTON B16-2	4	6	3	1	32	24	307	252
3 BUSBY B16	4	4	2	2	30	24	253	231
4 EAST KILBRIDE B16	4	2	1	3	23	32	216	246
5 DRUMCHAPEL B16	4	0	0	4	11	45	189	337

### DIVISION 3B

	P	PTS	M+	M-	S+	S-	G+	G-
1 LENZIE B16	1	2	1	0	10	2	70	26
2 DL RENFREW B16	1	0	0	1	2	10	26	70

### PLAYOFFS

DIVISION 2	GIFFNOCK B16-2	beat	NEWLANDS B16- 12-0
DIVISION 3	LENZIE B16	beat	UDDINGSTON B1 8-4



## 16U GIRLS

### DIVISION 1A

	P	PTS	M+	M-	S+	S-	G+	G-
1 HILLHEAD G16	3	6	3	0	33	4	203	45
2 PRESTWICK G16-1	3	4	2	1	24	12	144	94
3 HAMILTON G16	3	2	1	2	14	23	116	142
4 GIFFNOCK G16	3	0	0	3	2	34	23	205

### DIVISION 1B

	P	PTS	M+	M-	S+	S-	G+	G-
1 NEWLANDS G16-1	3	6	3	0	36	0	216	26
2 WESTERN G16-1	3	4	2	1	24	14	169	144
3 STRATHGRYFFE G16-1	3	2	1	2	12	24	101	156
4 THORN PARK G16	3	0	0	3	2	36	72	232

### PLAYOFF

F	NEWLANDS G16-1	beat	HILLHEAD G16	10-2
---	----------------	------	--------------	------



### DIVISION 2A

	P	PTS	M+	M-	S+	S-	G+	G-
1 WHITECRAIGS G16	4	7	3	0	18	0	108	21
2 RUTHERGLEN G16	4	6	3	1	17	9	127	86
3 BUSBY G16	4	3	1	2	4	14	48	100
4 CLARKSTON G16-1	4	2	1	3	11	16	115	139
5 UDDINGSTON G16	4	2	0	2	1	12	30	82

### DIVISION 2B

	P	PTS	M+	M-	S+	S-	G+	G-
1 NEWLANDS G16-2	4	8	4	0	21	0	114	32
2 CAMBUSLANG G16	4	5	2	1	8	10	168	69
3 CLARKSTON G16-2	4	3	1	2	10	8	81	172
4 DRUMCHAPEL G16	4	2	1	3	4	21	60	131
5 TITWOOD G16	4	2	0	2	3	7	27	46



## 8U MIXED

### NADAL GROUP

	P	PTS	M+	M-	S+	S-	G+	G-
1 GIFFNOCK 8U-1	4	8	4	0	71	1	660	150
2 NEWLANDS 8U-2	4	6	3	1	61	19	576	300
3 BEARSDEN 8U	4	2	1	3	4	53	76	422
4 WHITECRAIGS 8U-2	4	2	1	3	24	28	298	338
5 EAST KILBRIDE 8U	4	2	1	3	5	64	160	560

### FEDERER GROUP

	P	PTS	M+	M-	S+	S-	G+	G-
1 RUTHERGLEN 8U	4	8	4	0	58	14	587	305
2 BUSBY 8U	4	4	2	2	52	28	528	315
3 LENZIE 8U	4	4	2	2	50	30	518	439
4 STRATHGRYFFE 8U-2	4	2	1	3	26	39	358	489
5 HILLHEAD 8U	4	2	1	3	11	86	172	615

### MEDVEDEV GROUP

	P	PTS	M+	M-	S+	S-	G+	G-
1 WHITECRAIGS 8U-1	4	7	3	0	47	17	580	359
2 WESTERN 8U	4	7	3	0	44	20	551	376
3 HAMILTON 8U-1	4	4	2	2	37	27	524	440
4 CLARKSTON 8U	4	2	1	3	19	45	311	545
5 WOODEND 8U	4	0	0	4	13	51	337	583

### PLAYOFFS - POSITIONS 1 - 5 [Group winners]

	P	PTS	M+	M-	S+	S-	G+	G-
1 GIFFNOCK 8U-1	4	8	4	0	23	1	238	93
2 NEWLANDS 8U-1	4	6	3	1	15	9	206	161
3 RUTHERGLEN 8U	4	4	2	2	7	17	151	204
4 THORN PARK 8U	4	2	1	3	3	21	98	235
5 WHITECRAIGS 8U-1	4	0	0	4	0	0	0	0

## 9U GIRLS

	P	PTS	M+	M-	S+	S-	G+	G-
1 NEWLANDS G9U	4	8	4	0	38	6	319	182
2 RUTHERGLEN G9U	4	6	3	1	32	15	306	219
3 WOODEND G9U	4	4	2	2	24	21	277	237
4 HAMILTON G9U	4	2	1	3	16	29	227	275
5 LENZIE G9U	4	0	0	4	1	40	71	287

## 9U MIXED

### BARTY GROUP

	P	PTS	M+	M-	S+	S-	G+	G-
1 RUTHERGLEN 9U	3	6	3	0	60	2	440	166
2 HAMILTON 9U	3	4	2	1	35	34	391	388
3 LENZIE 9U	3	2	1	2	28	39	329	380
4 EAST KILBRIDE 9U	3	0	0	3	9	57	227	453

### RADUCANU GROUP

	P	PTS	M+	M-	S+	S-	G+	G-
1 WESTERN 9U	4	8	4	0	73	17	616	355
2 THORN PARK 9U-1	4	6	3	1	56	37	556	466
3 WOODEND 9U	4	4	2	2	43	49	494	528
4 DRUMCHAPEL 9U	4	2	1	3	38	53	457	500
5 BEARSDEN 9U	4	0	0	4	18	72	301	575

### PLAYOFFS - Group winners

SF	GIFFNOCK 9U	beat	RUTHERGLEN 9U	16-4
SF	WESTERN 9U	beat	THORN PARK 9U	20-0
F	GIFFNOCK 9U	beat	WESTERN 9U	12-8

### MURRAY GROUP

	P	PTS	M+	M-	S+	S-	G+	G-
1 NEWLANDS 8U-1	4	8	4	0	64	4	642	189
2 GIFFNOCK 8U-2	4	6	3	1	42	22	552	423
3 TITWOOD 8U	4	4	2	2	48	32	471	334
4 UDDINGSTON 8U	4	2	1	3	12	49	213	535
5 DL RENFREW 8U	4	0	0	4	7	66	183	580

### SHAPOVALOV GROUP

	P	PTS	M+	M-	S+	S-	G+	G-
1 THORN PARK 8U	4	6	3	1	39	25	539	434
2 STRATHGRYFFE 8U-1	4	6	3	1	38	23	469	372
3 DL HAMILTON 8U	4	6	3	1	33	31	477	465
4 DRUMCHAPEL 8U	4	2	1	3	31	37	453	490
5 HAMILTON 8U-2	4	0	0	4	16	41	331	508



### PLAYOFFS - POSITIONS 6 - 10 [Group runners-up]

	P	PTS	M+	M-	S+	S-	G+	G-
1 WESTERN 8U	4	6	3	1	11	5	143	101
2 GIFFNOCK 8U-2	4	6	3	1	11	5	143	95
3 NEWLANDS 8U-2	4	5	2	1	10	6	138	86
4 STRATHGRYFFE 8U-1	4	2	0	2	6	10	74	128
5 BUSBY 8U	4	1	0	3	2	14	52	140



### OSAKA GROUP

	P	PTS	M+	M-	S+	S-	G+	G-
1 THORN PARK 9U-2	3	5	2	0	50	11	386	187
2 STRATHGRYFFE 9U	3	3	1	1	41	26	396	321
3 BISHOPTON 9U	3	2	1	2	20	40	228	283
4 HILLHEAD 9U	3	2	1	2	16	50	159	378

### HALEP GROUP

	P	PTS	M+	M-	S+	S-	G+	G-
1 GIFFNOCK 9U	4	8	4	0	78	6	593	270
2 NEWLANDS 9U	4	6	3	1	55	34	538	435
3 BUSBY 9U	4	4	2	2	41	43	474	446
4 KILMARNOCK 9U	4	2	1	3	30	58	414	530
5 CLARKSTON 9U	4	0	0	4	11	74	218	556

### PLAYOFFS - Group runners-up

SF	NEWLANDS 9U	beat	HAMILTON 9U	20-0
SF	THORN PARK 9U	beat	STRATHGRYFFE 9U	20-0
F	THORN PARK 9U	beat	NEWLANDS 9U	12-8

## 2022 PLAYOFF MATCHES



### CHAMPIONSHIP PLAYOFFS

<b>MEN</b>	<b>Home team</b>	<b>Away team</b>	<b>Score</b>
Division 2	Helensburgh M1	Thorn Park M2	4-5
Division 3	Clarkston M2	DL Hamilton M2	3-6
Division 4	Hillhead M3	Kilmacolm M1	walkover
Division 5	Lanark M1	Queens Park CTC M2	5-4
Division 6 Round Robin	Cambuslang M3	Thorn Park M3	9-0
Division 6 Round Robin	Lenzie M1	Cambuslang M3	6-3
Division 6 Round Robin	Thorn Park M3	Lenzie M1	1-8
Division 7 Elimination SF	Lenzie M2	Springwells M2	1-7
Division 7 Elimination SF	Fort Matilda M3	Woodend M8	6-3
Division 7 Elimination Final	Fort Matilda M3	Springwells M2	8-1
Division 8 Elimination SF	Drumchapel M5	Fort Matilda M4	5-4
Division 8 Elimination SF	Bishopbriggs M2	Drumchapel M6	8-1
Division 8 Elimination Final	Drumchapel M5	Bishopbriggs M2	7-2
<b>WOMEN</b>	<b>Home team</b>	<b>Away team</b>	<b>Score</b>
Division 2	Whitecraigs W2	Fort Matilda W1	5-0
Division 3	Mount Vernon W1	Woodend W2	7-2
Division 4	Bishopton W1	Bishopbriggs W1	8-1
Division 5	Queens Park CTC W2	Rutherglen W3	4-5
Division 6	Strathgryffe W8	Lenzie W2	1-8
Division 7 Elimination SF	Whitecraigs W5	Thorn Park W5	6-3
Division 7 Elimination SF	Hamilton W2	Lanark W1	3-6
Division 7 Elimination Final	Whitecraigs W5	Lanark W1	5-3



### PROMOTION / RELEGATION PLAYOFFS

<b>MEN</b>	<b>Home team</b>	<b>Away team</b>	<b>Score</b>
Premier Division 1/1	Newlands M2	DL Hamilton M1	6-3
Division 1/1 Division 1/2	Giffnock M2	Langside M1	0-9
Division 1/2 Division 2	Woodend M1	Queens Park CTC M1	9-0
Division 1/2 Division 2	Hillhead M2	Strathgryffe M2	4-5
<b>WOMEN</b>	<b>Home team</b>	<b>Away team</b>	<b>Score</b>
Premier Division 1/1	Newlands W2	Clarkston W1	9-0
Division 1/1 Division 1/2	Western W3	Bearsden W1	6-3
Division 1/2 Division 2	Rutherglen W1	Woodend W1	5-4
Division 1/2 Division 2	Thorn Park W2	Strathgryffe W3	5-4

# DUNLOP WEST OF SCOTLAND 40 & OVER LEAGUE - 2022

## DIVISION 1

	P	PTS	M+	M=	M-	S+	S-	G+	G-
1 THORN PARK W40-1	5	18	3	1	1	18	12	133	134
2 WESTERN W40-1	5	18	2	2	1	18	12	136	118
3 NEWLANDS W40-1	5	17	2	1	2	17	13	146	122
4 TITWOOD W40-1	5	14	2	1	2	14	16	133	132
5 CLARKSTON W40-1	5	13	1	2	2	13	17	125	122
6 DL RENFREW W40-1	5	10	0	3	2	10	20	106	151

## DIVISION 2A

1 DL GLASGOW WEST END W40-1	5	26	4	1	0	26	4	169	62
2 DL HAMILTON W40-1	5	23	3	2	0	23	7	158	79
3 BEARSDEN W40-1	5	14	2	2	1	14	16	125	142
4 HILLHEAD W40-1	5	12	1	2	2	12	18	123	147
5 FORT MATILDA W40-1	5	8	1	0	4	8	22	78	158
6 CLARKSTON W40-2	5	7	0	1	4	7	23	92	157

## DIVISION 3A

1 STRATHGRYFFE W40-3	4	15	3	1	0	15	9	120	98
2 DL RENFREW W40-2	4	14	2	0	2	14	10	113	100
3 KIRKTONHILL W40	4	11	1	2	1	11	13	102	101
4 KILMACOLM W40-1	4	10	1	1	2	10	14	94	106
5 DL HAMILTON W40-3	4	10	1	0	3	10	14	86	110
6 NUFFIELD MILNGAVIE W40			Team withdrawn						

## DIVISION 4A

1 GU STAFF W40-1	5	26	5	0	0	26	4	174	76
2 DL GLASGOW WEST END W40-2	5	25	4	0	1	25	5	168	76
3 BISHOPTON W40	5	12	1	2	2	12	18	108	131
4 BEARSDEN W40-2	5	10	1	1	3	10	20	92	142
5 UPLAWMOOR W40	5	9	1	1	3	9	21	101	150
6 CRAIGHLEEN W40	5	8	1	0	4	8	22	88	156

## DIVISION 5A

1 WOODEND W40-2	5	23	4	0	1	23	7	166	100
2 GIFFNOCK W40	5	22	5	0	0	22	8	162	116
3 CLARKSTON W40-4	5	13	2	1	2	13	17	130	136
4 THORN PARK W40-3	5	12	1	0	4	12	18	135	148
5 STEPPS W40	5	12	1	1	3	12	18	124	145
6 WHITECRAIGS W40-3	5	8	1	0	4	8	22	89	161

## DIVISION 6A

1 LANGSIDE W40-1	5	26	4	1	0	26	4	172	86
2 WOODEND W40-3	5	23	4	0	1	23	7	164	107
3 BISHOPBRIGGS W40-1	5	19	3	1	1	19	11	149	118
4 KILMACOLM W40-2	5	10	1	1	3	10	20	122	150
5 BUSBY W40-2	5	8	1	0	4	8	22	96	156
6 FORT MATILDA W40-2	5	4	0	1	4	4	26	86	172

## DIVISION 7A

1 BROOMHILL W40-2	5	26	5	0	0	26	4	168	81
2 RUTHERGLEN W40-2	5	25	4	0	1	25	5	166	79
3 GU STAFF W40-2	5	19	3	0	2	19	11	150	115
4 BEARSDEN W40-3	5	9	1	0	4	9	21	108	166
5 DL HAMILTON W40-5	5	6	1	0	4	6	24	86	171
6 LENZIE W40-2	5	5	1	0	4	5	25	103	169

## DIVISION 8A

1 STRATHAVEN W40-1	4	21	3	1	0	21	3	145	67
2 UDDINGSTON W40-2	4	18	2	2	0	18	6	123	76
3 RUTHERGLEN W40-3	4	13	2	1	1	13	11	119	85
4 CAMBUSLANG W40-1	4	8	1	0	3	8	16	76	119
5 KIRKHILL W40-2	4	0	0	0	4	0	24	28	144

## DIVISION 9A

1 DL GLASGOW WEST END W40-3	5	28	5	0	0	28	2	173	54
2 LANGSIDE W40-2	5	25	4	0	1	25	5	166	92
3 RUTHERGLEN W40-5	5	14	3	0	2	14	16	125	139
4 THORN PARK W40-5	5	10	1	1	3	10	20	121	149
5 TITWOOD W40-4	5	10	1	1	3	10	20	109	155
6 HILLHEAD W40-4	5	3	0	0	5	3	27	67	172

## DIVISION 9B

1 DL GLASGOW WEST END W40-4	5	26	5	0	0	26	4	172	71
2 RUTHERGLEN W40-4	5	17	3	1	1	17	13	149	130
3 LANGSIDE W40-3	5	17	2	1	2	17	13	146	123
4 MOUNT VERNON W40-3	5	14	1	2	2	14	16	118	133
5 UDDINGSTON W40-3	5	5	1	2	2	12	18	108	139
6 WHITECRAIGS W40-5	5	4	0	0	5	4	26	75	172



## WOMEN

## DIVISION 2B

	P	PTS	M+	M=	M-	S+	S-	G+	G-
1 STRATHGRYFFE W40-1	5	23	4	0	1	23	7	161	85
2 WHITECRAIGS W40-1	5	22	4	1	0	22	8	165	110
3 WOODEND W40-1	5	15	2	2	1	15	15	131	135
4 DL HAMILTON W40-2	5	13	2	1	2	13	17	124	147
5 THORN PARK W40-2	5	12	1	0	4	12	18	130	152
6 WESTERN W40-2	5	5	0	0	5	5	25	87	169

## DIVISION 3B

1 STRATHGRYFFE W40-2	5	24	4	0	1	24	6	162	98
2 RUTHERGLEN W40-1	5	22	5	0	0	22	8	161	97
3 BUSBY W40-1	5	13	2	1	2	13	17	131	133
4 NEWLANDS W40-2	5	13	2	1	2	13	17	120	152
5 HILLHEAD W40-2	5	11	1	0	4	11	19	119	151
6 UDDINGSTON W40-1	5	7	0	0	5	7	23	103	165

## DIVISION 4B

1 HELENSBURGH W40-1	5	24	5	0	0	24	6	159	93
2 TITWOOD W40-2	5	20	4	0	1	20	10	155	117
3 MILNGAVIE W40-1	5	15	3	0	2	15	15	129	131
4 BROOMHILL W40-1	5	13	1	1	3	13	17	135	138
5 STRATHGRYFFE W40-4	5	12	0	2	3	12	18	132	145
6 CLARKSTON W40-3	5	6	0	1	4	6	24	85	171

## DIVISION 5B

1 QUEEN'S PARK CTC W40	5	27	5	0	0	27	3	168	51
2 LENZIE W40-1	5	24	4	0	1	24	6	151	91
3 MOUNT VERNON W40-1	5	13	1	2	2	13	17	120	126
4 DL HAMILTON W40-4	5	9	1	1	3	9	21	108	167
5 WHITECRAIGS W40-2	5	9	1	1	3	9	21	108	153
6 HILLHEAD W40-3	5	8	1	0	4	8	22	86	153

## DIVISION 6B

1 THORN PARK W40-4	5	23	4	0	1	23	7	165	90
2 HAMILTON W40-1	5	22	4	0	1	22	8	158	97
3 CARDROSS W40	5	21	4	0	1	21	9	154	83
4 NEWLANDS W40-3	5	7	0	1	4	7	23	86	156
5 WHITECRAIGS W40-4	5	7	0	1	4	7	23	82	158
6 KIRKHILL W40-1	5	3	2	0	3	10	20	91	152

## DIVISION 7B

1 DL RENFREW W40-3	5	26	5	0	0	26	4	169	84
2 DRUMCHAPEL W40-1	5	19	3	0	2	19	11	142	117
3 MOUNT VERNON W40-2	5	16	2	0	3	16	14	138	124
4 WESTERTON W40	5	12	3	0	2	12	18	114	142
5 WOODEND W40-4	5	12	1	1	3	12	18	119	138
6 KILMACOLM W40-3	5	5	0	1	4	5	25	90	167

## DIVISION 8B

1 TITWOOD W40-3	5	25	4	1	0	25	5	174	67
2 DRUMCHAPEL W40-2	5	23	3	1	1	23	7	164	93
3 BISHOPBRIGGS W40-2	5	22	3	2	0	22	8	154	113
4 FORT MATILDA W40-3	5	12	2	0	3	12	18	110	144
5 BEARSDEN W40-4	5	6	1	0	4	6	24	81	154
6 KILMACOLM W40-4	5	2	0	0	5	2	28	51	163

## DIVISION 9C

1 BISHOPBRIGGS W40-3	4	16	2	2	0	16	8	120	92
2 THORN PARK W40-6	4	14	2	1	1	14	10	121	101
3 TITWOOD W40-5	4	14	2	0	2	14	10	126	104
4 BROOMHILL W40-3	4	10	1	2	1	10	14	106	122
5 HILLHEAD W40-5	4	6	0	1	3	6	18	65	119



# DUNLOP WEST OF SCOTLAND 40 & OVER LEAGUE- 2022



MEN

## DIVISION 1

	P	PTS	M+	M-	S+	S-	G+	G-
1 WHITCRAIGS M40-1	5	26	5	0	0	26	4	175 84
2 NEWLANDS M40-1	5	19	3	1	1	19	11	150 125
3 WESTERN M40-1	5	19	3	0	2	19	11	145 101
4 STRATHGRYFFE M40-1	5	7	2	1	2	14	16	122 143
5 HILLHEAD M40-1	5	7	1	0	4	7	23	93 161
6 CAMBUSLANG M40-1	5	5	0	0	5	5	25	99 170

## DIVISION 2A

1 BROOMHILL M40-1	5	24	3	2	0	24	6	169 96
2 DL HAMILTON M40-1	5	21	4	1	0	21	9	163 98
3 STRATHGRYFFE M40-2	5	14	2	0	3	14	16	126 135
4 LANGSIDE M40-1	5	12	2	0	3	12	18	135 151
5 STRATHAVEN M40-1	5	9	1	0	4	9	21	98 163
6 WHITCRAIGS M40-2	5	3	1	1	3	10	20	98 146

## DIVISION 3A

1 NEWLANDS M40-2	4	21	4	0	0	21	3	140 85
2 DRUMCHAPEL M40-1	4	14	2	1	1	14	10	120 110
3 DL HAMILTON M40-2	4	14	2	0	2	14	10	118 93
4 HELENSBURGH M40-1	4	9	1	1	2	9	15	93 126
5 STRATHGRYFFE M40-3	4	2	0	0	4	2	22	82 139
6 NUFFIELD MILNGAVIE M40								Team withdrawn

## DIVISION 4A

1 WESTERN M40-2	5	27	5	0	0	27	3	171 59
2 CLARKSTON M40-2	5	16	4	0	1	16	14	133 131
3 SPRINGWELLS M40-1	5	14	1	2	2	14	16	113 130
4 WHITCRAIGS M40-3	5	12	1	1	3	12	18	119 140
5 FORT MATILDA M40-1	5	11	1	1	3	11	19	113 144
6 ARDGOWAN M40	5	10	1	0	4	10	20	108 153

## DIVISION 5A

1 CARDROSS M40-1	5	22	3	1	1	22	8	162 117
2 DRUMCHAPEL M40-2	5	20	3	2	0	20	10	155 123
3 DL HAMILTON M40-3	5	19	2	2	1	19	11	158 110
4 HAMILTON M40-3	5	19	2	3	0	19	11	151 129
5 STRATHGRYFFE M40-4	5	8	1	0	4	8	22	115 161
6 KILMACOLM M40-1	5	2	0	0	5	2	28	80 181

## DIVISION 6A

1 BUSBY M40-1	4	20	4	0	0	20	4	135 50
2 LENZIE M40-1	4	19	3	0	1	19	5	123 69
3 CLARKSTON M40-3	4	10	1	1	2	10	14	102 111
4 TITWOOD M40-3	4	9	1	1	2	9	15	85 116
5 SPRINGWELLS M40-2	4	2	0	0	4	2	22	39 138
6 GIFFNOCK M40	0	0	0	0	0	0	0	0

## DIVISION 7A

1 DL HAMILTON M40-4	4	16	3	0	1	16	8	136 93
2 CARDROSS M40-2	4	15	2	2	0	15	9	125 115
3 DL RENFREW M40-3	4	13	2	0	2	13	11	116 108
4 BUSBY M40-2	4	9	0	1	3	9	15	89 107
5 MOUNT VERNON M40-2	4	7	1	1	2	7	17	88 131
6 KILMACOLM M40-2								Results void

## DIVISION 7C

1 CLARKSTON M40-4	4	17	3	1	0	17	7	131 88
2 TITWOOD M40-4	4	15	3	1	0	15	9	124 100
3 NEWLANDS M40-4	4	13	2	0	2	13	11	119 105
4 STRATHAVEN M40-3	4	9	0	1	3	9	15	91 118
5 DL RENFREW M40-4	4	6	0	1	3	6	18	70 124
6 BUSBY M40-3								Team withdrawn

## DIVISION 8A

1 BISHOPBRIGGS M40-1	5	25	4	1	0	25	5	167 77
2 DRUMCHAPEL M40-3	5	20	3	1	1	20	10	147 115
3 LENZIE M40-2	5	15	3	1	1	15	15	132 130
4 HILLHEAD M40-4	5	13	1	2	2	13	17	115 142
5 BEARSDEN M40-2	5	9	0	2	3	9	21	118 162
6 GLASGOW CTC M40	5	8	0	1	4	8	22	104 157

## DIVISION 8C

1 DL HAMILTON M40-5	4	19	3	0	1	19	5	127 70
2 RUTHERGLEN M40-4	4	14	3	0	1	14	10	105 85
3 UDDINGSTON M40-2	4	13	2	0	2	13	11	109 103
4 CAMBUSLANG M40-3	4	13	2	0	2	13	11	118 91
5 STRATHAVEN M40-4	4	1	0	0	4	1	23	32 141

## DIVISION 2B

1 WOODEND M40-1	4	21	4	0	0	21	3	134 62
2 HAMILTON M40-1	4	15	2	0	2	15	9	117 100
3 MILNGAVIE M40-1	4	13	2	1	1	13	11	103 100
4 CLARKSTON M40-1	4	8	0	2	2	8	16	101 111
5 RUTHERGLEN M40-1	4	3	0	1	3	3	21	57 139
6 BEARSDEN M40-1								Results void

## DIVISION 3B

1 BROOMHILL M40-2	5	23	4	1	0	23	7	164 112
2 WOODEND M40-2	5	22	3	1	1	22	8	155 78
3 HAMILTON M40-2	5	17	2	1	2	17	13	141 118
4 THORN PARK M40-1	5	15	2	1	2	15	15	135 117
5 LANGSIDE M40-2	5	1	1	1	3	8	22	105 159
6 DL RENFREW M40-1	5	-9	0	1	4	5	25	57 173

## DIVISION 4B

1 TITWOOD M40-1	5	26	4	1	0	26	4	167 62
2 NEWLANDS M40-3	5	18	2	2	1	18	12	151 123
3 UDDINGSTON M40-1	5	18	2	2	1	18	12	138 121
4 DL RENFREW M40-2	5	13	2	0	3	13	17	131 141
5 GU STAFF M40-1	5	13	2	1	2	13	17	115 146
6 MOUNT VERNON M40-1	5	-5	0	0	5	2	28	70 179

## DIVISION 5B

1 BISHOPTON M40	5	26	5	0	0	26	4	170 69
2 CAMBUSLANG M40-2	5	26	4	0	1	26	4	165 73
3 TITWOOD M40-2	5	18	3	0	2	18	12	138 125
4 HILLHEAD M40-2	5	11	2	0	3	11	19	123 148
5 STEPPS M40	5	7	1	0	4	7	23	82 161
6 LANGSIDE M40-3	5	2	0	0	5	2	28	71 173

## DIVISION 6B

1 KIRKHILL M40-1	4	21	3	1	0	21	3	140 68
2 QUEEN'S PARK CTC M40	4	16	2	1	1	16	8	124 85
3 RUTHERGLEN M40-2	4	13	2	1	1	13	11	108 104
4 STRATHAVEN M40-2	4	7	1	1	2	7	17	72 121
5 BROOMHILL M40-3	4	3	0	0	4	3	21	73 139
6 EAST KILBRIDE M40								Results void

## DIVISION 7B

1 FORT MATILDA M40-2	5	23	3	2	0	23	7	162 102
2 HILLHEAD M40-3	5	22	4	0	1	22	8	165 107
3 GU STAFF M40-2	5	16	2	2	1	16	14	142 155
4 RUTHERGLEN M40-3	5	11	2	0	3	11	19	126 149
5 WHITCRAIGS M40-4	5	10	1	0	4	10	20	114 157
6 THORN PARK M40-2	5	8	0	2	3	8	22	127 166

40 & OVER LEAGUE


DIVISIONS 35  
TEAMS COMPETING 208  
MATCHES PLAYED 525  
PLAYERS PARTICIPATING 1,575



# DUNLOP WEST OF SCOTLAND 60 & OVER WINTER SEASON LEAGUES - 2022

## MEN

### DIVISION 1

	P	PTS	M+	M=	M-	S+	S-	G+	G-
1 HAMILTON M60-1 	5	24	4	1	0	24	6	167	104
2 DL HAMILTON M60-1	5	18	3	1	1	18	12	152	110
3 WHITECRAIGS M60-1	5	15	0	5	0	15	15	129	141
4 MILNGAVIE M60-1	5	14	1	2	2	14	16	155	140
5 STRATHGRYFFE M60-1	5	14	1	2	2	14	16	134	145
6 HILLHEAD M60	5	5	0	1	4	5	25	74	171

### DIVISION 2

1 MILNGAVIE M60-2	6	25	5	1	0	25	11	192	122
2 WESTERN M60	6	18	2	2	2	18	18	165	168
3 GU STAFF M60	6	15	0	3	3	15	21	155	185
4 STRATHGRYFFE M60-2	6	14	1	2	3	14	22	147	184

Round Robin - H & A

### DIVISION 3A

1 CARDROSS M60	4	18	3	1	0	18	6	127	77
2 BUSBY M60	4	16	2	1	1	16	8	125	94
3 TITWOOD M60 - 2	4	12	2	0	2	12	12	104	104
4 KILMACOLM M60	4	12	1	2	1	12	12	108	117
5 BISHOPTON M60	4	2	0	0	4	2	22	74	146
6 NUFFIELD MILNGAVIE M60	Team withdrawn								

### DIVISION 3B

1 TITWOOD M60 - 1	4	16	3	0	1	16	8	110	79
2 WOODEND M60	4	13	2	0	2	13	11	105	104
3 THORN PARK M60	4	12	2	0	2	12	12	72	79
4 HAMILTON M60-2	4	11	2	0	2	11	13	99	101
5 WHITECRAIGS M60-2	4	8	1	0	3	8	16	88	111
6 NEWLANDS M60	Team withdrawn								

**60 & OVER  
WINTER LEAGUE**

DIVISIONS	9
TEAMS COMPETING	52
MATCHES PLAYED	117
PLAYERS PARTICIPATING	342

## WOMEN

### DIVISION 1

	P	PTS	M+	M=	M-	S+	S-	G+	G-
1 STRATHGRYFFE W60-1 	5	22	3	2	0	22	8	159	87
2 HILLHEAD W60-1	5	21	2	3	0	21	9	159	107
3 THORN PARK W60	5	16	1	3	1	16	14	127	118
4 WESTERN W60	5	13	2	1	2	13	17	105	137
5 TITWOOD W60-1	5	10	1	0	4	10	20	109	150
6 CLARKSTON W60	5	8	1	1	3	8	22	96	156

### DIVISION 2A

1 DL HAMILTON W60	5	26	5	0	0	26	4	169	76
2 NEWLANDS W60	5	19	2	2	1	19	11	139	104
3 STRATHGRYFFE W60-2	5	19	3	1	1	19	11	150	117
4 CRAIGHELEN W60-1	5	16	2	1	2	16	14	134	129
5 RUTHERGLEN W60	5	6	1	0	4	6	24	82	163
6 GU STAFF W60	5	4	0	0	5	4	26	89	174

### DIVISION 2B

1 DL RENFREW W60	5	27	5	0	0	27	3	173	71
2 WHITECRAIGS W60-1	5	24	4	0	1	24	6	156	77
3 WOODEND W60	5	16	2	1	2	16	14	137	120
4 HILLHEAD W60-2	5	10	1	1	3	10	20	116	160
5 KILMACOLM W60	5	8	1	1	3	8	22	83	157
6 HELENSBURGH W60	5	5	0	1	4	5	25	88	168

### DIVISION 3A

1 BROOMHILL W60	4	19	3	1	0	19	5	143	77
2 CARDROSS W60	4	18	2	2	0	18	6	120	82
3 ANCHOR W60	4	11	2	0	2	11	13	104	101
4 BISHOPTON W60	4	8	1	0	3	8	16	98	117
5 CRAIGHELEN W60-2	4	-3	0	1	3	4	20	40	128
6 NUFFIELD MILNGAVIE W60	Team withdrawn								

### DIVISION 3B

1 GIFFNOCK W60	5	30	5	0	0	30	0	181	42
2 TITWOOD W60-2	5	16	2	2	1	16	14	130	128
3 LANGSIDE W60	5	14	2	0	3	14	16	123	138
4 WHITECRAIGS W60-2	5	13	2	1	2	13	17	126	139
5 MILNGAVIE W60	5	13	2	1	2	13	17	114	127
6 BUSBY & EAST KILBRIDE W60	5	4	0	0	5	4	26	79	179

The Dunlop West of Scotland 60 & Over Summer Season League operates separately from the 60 & Over Winter Season League



Company Registration Number SC251722 (Scotland)

**TENNIS WEST OF SCOTLAND  
COMPANY LIMITED BY GUARANTEE  
FINANCIAL STATEMENTS  
FOR THE YEAR ENDED  
30 SEPTEMBER 2022**

**Accountants**

RSM UK Tax and Accounting Limited  
Chartered Accountants  
Third Floor  
Centenary House  
69 Wellington Street  
Glasgow  
G2 6HG

**TENNIS WEST OF SCOTLAND  
COMPANY LIMITED BY GUARANTEE  
PROFIT AND LOSS ACCOUNT  
FOR THE YEAR ENDED 30 SEPTEMBER 2022**

---

	<b>2022</b>	<b>2021</b>
	<b>£</b>	<b>£</b>
<b>Turnover</b>	180,865	140,910
Other income	-	6,322
Staff costs	(53,017)	(58,783)
Other charges	(127,927)	(65,218)
Tax	-	(262)
<b>(Loss)/profit</b>	<b>(79)</b>	<b>22,969</b>

**TENNIS WEST OF SCOTLAND  
COMPANY LIMITED BY GUARANTEE  
BALANCE SHEET  
AS AT 30 SEPTEMBER 2022**

	2022		2021	
	£	£	£	£
Current assets	221,135		240,955	
Prepayments and accrued income	43		43	
Creditors: amounts falling due within one year	(2,528)		(1,761)	
Net current assets		218,650		239,237
Accruals and deferred income		(18,735)		(39,243)
Net assets		199,915		199,994
Capital and reserves		199,915		199,994

**Notes to the financial statements**

**1 Employees**

The average number of persons, including directors, employed by the company during the year was as follows:

	2022 Number	2021 Number
Employees	2	2

Tennis West of Scotland is a private company limited by guarantee incorporated in Scotland. The registered office is 18 Mochrum Road, Newlands, Glasgow, G43 2QE.

For the year ended 30 September 2022 the company was entitled to exemption from audit under section 477 of the Companies Act 2006 relating to small companies.

The members have not required the company to obtain an audit of its financial statements for the year in question in accordance with section 476.

The directors acknowledge their responsibilities for complying with the requirements of the Companies Act 2006 with respect to accounting records and the preparation of financial statements.



**TENNIS WEST OF SCOTLAND  
COMPANY LIMITED BY GUARANTEE  
DETAILED TRADING AND PROFIT AND LOSS ACCOUNT  
FOR THE YEAR ENDED 30 SEPTEMBER 2022**

	£	2022 £	£	2021 £
<b>Turnover</b>				
Tournament income		25,187		10,084
County team income		19,177		12,229
Miscellaneous income		2,157		8,680
Competition entries		70,384		60,351
Affiliation fees		12,500		12,300
Tennis Scotland grants		10,449		18,553
Training programme income		41,011		18,713
		<u>180,865</u>		<u>140,910</u>
<b>Other Income</b>				
Government grants receivable and released	-		6,322	
		<u>-</u>		<u>6,322</u>
<b>Staff costs</b>				
Wages and salaries	23,450		22,040	
Social security costs	5,293		4,962	
Staff pension costs defined contribution	7,170		12,562	
Directors' remuneration	17,104		19,219	
		<u>(53,017)</u>		<u>(58,783)</u>
<b>Other charges</b>				
Administrative expenses	-		207	
Junior training programme	55,976		16,933	
Junior players tournament expenditure	6,902		4,327	
Adult players tournament expenditure	4,795		3,315	
Senior players tournament expenditure	(900)		900	
Junior players county team expenditure	19,027		3,041	
Insurance	258		242	
Adult players county team expenditure	9,905		8,359	
Senior players county team expenditure	1,339		840	
Delivery of Tennis Scotland Tournaments	1,900		3,800	
Competition costs	16,016		13,540	
Legal and professional fees	502		820	
Accountancy	5,252		2,151	
Charitable donations	1,085		849	
Bank charges	131		123	
Office operational costs	4,084		4,514	
Meetings	160		209	
Tennis Scotland fees paid	60		55	
Sundry expenses	1,435		993	
		<u>(127,927)</u>		<u>(65,218)</u>
<b>Tax</b>		-		(262)
<b>(Loss)/profit for the year</b>		<u>(79)</u>		<u>22,969</u>