



# Annual Report

## ANNUAL REPORT AND ACCOUNTS 2023

**Tennis West of Scotland**  
Newlands LTC  
18 Mochrum Road  
Glasgow G43 2QE

**Executive Director**  
John A.E. Stevenson



Registered in Scotland No.  
251722

## REPORT from the President



The past year has been another successful year for the company, its clubs and players.

The level of activity managed and delivered has never been greater and has kept the staff and Directors busy throughout the year.

The company Articles of Association have been brought up to date, with the support of Tennis Scotland, and these will be presented to member clubs for approval at the Annual General Meeting in November. A three-year Service Level Agreement has been negotiated with Tennis Scotland. The agreement has clarified each organisation's role and confirmed a minimum level of financial support over that period.

West of Scotland's league programme for players of all ages has never been greater with an increased number of club members competing on a regular basis throughout both summer and winter seasons. The company was delighted to secure sponsorship of our adult league and cup competitions from **Glasgow Property Letting** and that will continue throughout 2024.

Sponsorship partnerships with **First Point USA**, **Dunlop** and **StringSports** were also acquired to generate additional income to stage activity.

A Patrons' Club was launched with a main aim of generating funds to appoint a dedicated county coach to manage and deliver much of the county training programme. With the likely possibility of access to a new indoor facility at the High School of Glasgow in 2024, this would greatly enhance the opportunities available to talented young West of Scotland players.

Both the Open and Junior championships moved tournament weeks in 2023 to early August. The Junior event continued to be played at Newlands LTC attracting an increased entry with the Open being staged at Western LTC with additional events offered to attract players of all standards. A large number of spectators attended the Open finals at which the play provided by all finalists was of an exceptionally high standard. The Open will return to the club in 2024 and Tennis West of Scotland will look to find an event sponsor to maintain the high standard of this year's tournament.

The county training programme continues to engage and encourage the development of our talented junior players and many have gone on to represent TWOS in county cup competitions. We are extremely grateful for all the effort on and off the court of the team that make this possible. New for this year has been an initiative for county players to train with local talented university players.

The Report which follows outlines the many achievements of clubs, individual players and teams which represented West of Scotland throughout 2023. Many of these achievements will be recognized at the Annual Awards night in November.

Tennis West of Scotland looks forward to your continued support in 2024 and encourages you to keep checking its web site and other social media channels for news.

I would like to thank all the company Directors and staff members for their time and support throughout my term as President and wish my successor, Claire Kinloch-Anderson, best wishes and good luck in her new role.

Barry Gibson-Smith (President)

[www.tenniswos.co.uk](http://www.tenniswos.co.uk)

---

## Report of the Directors for the Year ended 30th September 2023

We have pleasure in presenting the 108<sup>th</sup> Annual Report of the Association.

### Directors

<u>President</u>	Barry Gibson-Smith	(7)
<u>Vice-President</u>	Claire Kinloch-Anderson	(7)
<u>Company Secretary</u>	John AE Stevenson	(7)
<u>Ex-officio Past President</u>	John Jellema (Hamilton)	
<u>Directors</u>	Alan Dickson	(5)
	Alan Lackie	(5)
	Jamie MacDonald	(5)
	Ross Mackenzie	(5)
	Baljinder Purba	(7)

Claire Kinloch-Anderson was confirmed as Vice-President at the Annual General Meeting. Alan Dickson was recruited to the Board at the Annual General Meeting. Seven meetings of the full Board of Directors were convened during the year and Directors' attendances are shown in brackets.

**Accountants:** RSM (UK)  
Third Floor, Centenary House, 69 Wellington Street, Glasgow G2 6HG

### Competitions

Staff: Elizabeth Stevenson - Tournaments & Events  
John Stevenson - Leagues

Three virtual meetings of club team captains were held throughout the year to discuss the calendar of league competitions organized by Tennis West of Scotland and to receive the views of clubs.

### Training

One virtual meeting, for parents of players on the county training programme, on all aspects of the programme was held in September.

54 clubs are currently affiliated to Tennis West of Scotland





- League Competitions



A record number of **1,406** club teams entered the winter and summer season league and cup competitions in all age groups demonstrating that interest in representing your club in competitive matches has never been greater.

At the start of the summer season, Tennis West of Scotland was delighted to announce its partnership with **Glasgow Property Letting**, the sponsor of our adult and senior league and cup competitions.

On all winter and summer league web sites, there was a record total number of **1,873,798** hits.

## LEAGUE CHAMPIONS (OPEN & SENIOR)

MEN		WOMEN		
Premier	Newlands M1	Premier	Newlands W1	
Division 1/1	D.L. Hamilton M1	Division 1/1	Clarkston W1	
Division 1/2	Woodend M1	Division 1/2	Whitecraigs W2	
Singles	Thorn Park M1	Singles	Newlands W1	
40 & Over	Whitecraigs M1	40 & Over	Newlands W1	
60 & Over (Summer)	D.L. Hamilton M1	60 & Over (Summer)	Strathgryffe W1	
60 & Over (Winter)	D.L. Hamilton M1	60 & Over (Winter)	Western W1	
<b>MIXED</b>				
National League Open				D.L. Hamilton
Winter Sunday Afternoon				Queens Park C.T.C.
Winter Monday Floodlight				Whitecraigs



## WEST OF SCOTLAND YOUTH LEAGUE CHAMPIONS

SUMMER 2023			WINTER 2022-23		
8 & UNDER	Mixed	Newlands	8 & UNDER	Mixed	Newlands
9 & UNDER	Mixed	Giffnock	9 & UNDER	Mixed	Giffnock
	Girls	Whitecraigs		Girls	Newlands
10 & UNDER	Mixed	Giffnock	11 & UNDER	Boys	Western
	Girls	Giffnock		Girls	Giffnock
12 & UNDER	Boys	Thorn Park	14 & UNDER	Boys	Newlands
	Girls	Strathgryffe		Girls	Newlands
16 & UNDER	Boys	Giffnock	18 & UNDER	Boys	Thorn Park
	Girls	Hillhead		Girls	Newlands

- **Tournaments**

### 1. West of Scotland Open Championships

The **2023 Open championships** were played at Western L.T.C. from 30<sup>th</sup> July – 5<sup>th</sup> August. The tournament attracted a large number of entries, offered a prize money pot of £8,000 and introduced new events including men's and women's handicap singles.

The Junior championships returned to Newlands L.T.C. and was played on the same tournament week as the Open.

Tennis West of Scotland is very grateful to both these clubs for hosting this year's tournaments.

A list of the 2023 champions is below:

WEST OPEN (Western)		WEST JUNIOR OPEN (Newlands)	
EVENT	WINNER(S)	EVENT	WINNER(S)
MEN'S SINGLES	Ewen Lumsden (Drumchapel)	BOY'S 18U SINGLES	Ollie Anderson (Perth)
MEN'S SINGLES SHIELD	Florian Hong Tuan (Western)	BOY'S 16U SINGLES	Andrew Brown (Giffnock)
MEN'S DOUBLES	Jordan Gray & Ewan Moore (Thorn Park)	BOY'S 14U SINGLES	Alasdair Low (DL Renfrew)
MEN'S DOUBLES SHIELD	Euan Gibson-Smith & Matthew Gibson-Smith (Western)	BOY'S 12U SINGLES	Cameron Rae (Western)
MEN'S HANDICAP SINGLES	Lucas Zeiger (Glasgow University Staff)	BOY'S 10U SINGLES	Lewis Ngodaj (Giffnock)
MEN'S HANDICAP SINGLES SHIELD	Barry Gibson-Smith (Western)	BOY'S 9U SINGLES	Oscar Cook (Giffnock)
WOMEN'S SINGLES	Anna McKnight (Newlands)	BOY'S 8U SINGLES	Scott McGeoch (Thorn Park)
WOMEN'S SINGLES SHIELD	Pavla Yakimova (Western)	GIRL'S 18U SINGLES	Shaylin Holt (Hatton)
WOMEN'S DOUBLES	Nicole Clarke (Giffnock) & Heather Barlow (Newlands)	GIRL'S 16U SINGLES	Jessica Currie (Cults)
WOMEN'S DOUBLES SHIELD	Shaylin Holt (Hatton) & Lucy Beeston (Craiglockhart)	GIRL'S 14U SINGLES	Chloe Sanderson (Inverness)
WOMEN'S HANDICAP SINGLES	Jung Hwa Natasha Lee (GU Staff)	GIRL'S 12U SINGLES	Jazmin Ward (Giffnock)
MIXED DOUBLES	Scott Macaulay (Newlands) & Marie BerLouis (Western)	GIRL'S 10U SINGLES	Maisie Currie (Cults)
		GIRL'S 9U SINGLES	Ava Steel (Newlands)
		GIRL'S 8U SINGLES	Ava Steel (Newlands)
		18U MIXED DOUBLES	Ewan Morris (Rutherglen) & Linsey Campbell-Morrison (Hillhead)
	NEILL TROPHY: WESTERN LTC		

The championships were supported by a team of officials and young and old volunteers. Without their assistance, the championships would not have been as successful.

Men's Singles champion  
Ewen Lumsden



Women's Singles champion  
Anna McKnight

The **2022 West of Scotland junior doubles championships** were played at Scotstoun from 17<sup>th</sup> – 18<sup>th</sup> December with the champions listed below:

DOUBLES	WINNERS	DOUBLES	WINNERS
18U BOYS	Cameron Fryer & Marcus McLaren	18U GIRLS	Amy Hudson & Riley Thomson
16U BOYS	Callum McGinn & Gregor McIver	16U GIRLS	Hanna Augustynska & Aadya Chadalawada
14U BOYS	Nikhil Bollapragada & Tristan Mills	14U GIRLS	Hanna Augustynska & Aadya Chadalawada
12U BOYS	Ray Gallagher & Lucas Rodgers	12U GIRLS	Charlotte McCulloch & Chloe Sanderson



WEST OF SCOTLAND COUNTY REPRESENTATIVES	
EVENT	PLAYERS
B14U SINGLES	Lucas Nolte (Strathgryffe)
G14U SINGLES	Luisa Cartwright (Western) Elisa Gibson (Hillhead)
MIXED LEARNING DISABILITY	Aidan Moody (Giffnock) Luke Turnbull
WB3 VISUALLY IMPAIRED	Andrea Logan (Newlands)
B18U DOUBLES	Ewan Morris & Connor Williams (Rutherglen)
MENS DOUBLES	Florian Hong Tuan & Charlie Kerr (Western)
WOMENS DOUBLES	Joanne Quirk & Rachel Taylor (Bearsden)

Lucas, Luke and Andrea all reached the final of their events with Aidan winning the consolation draw of the LD singles.

## 2. West of Scotland Senior Players' Open Championships

This event was played from 27<sup>th</sup> – 30<sup>th</sup> October 2022 at various indoor venues with results of finals below:

EVENT	WINNERS	RUNNERS-UP
M35S	Benjamin Bel (DL Edinburgh)	Russell Allan (Woodend)
M35D	Mark Openshaw (Giffnock) & Gavin Picken (Western)	Mark Picken (Western) & Gavin Thomson (Whitecraigs)
M50S	Graeme Matthew (DL Aberdeen)	Barry Rodger (Langside)
M50D	James Lyon & Matthew Smith (Ardgowan)	Alexander Cameron & Stuart Gray (Langside)
M65S	Andrew McKeown (DL Hamilton)	Colin Burney (Rubislaw)
M65D	William Clarke & Ian Murdie (Hamilton)	Jim McGowan (Craighelen) & Stewart Walker (Broomhill)
W35S	Gillian McIlroy (Ayr)	Georgia Bigaro (Western)
W35D	Gillian McIlroy & Louise Annand (Ayr)	Wendy Rankin & Suzy Cochrane (Titwood)
W50S	Charlotte Beattie (Western)	Lilian Young (DL Renfrew)
W50D	Jackie Fullerton (DL Renfrew) & Nicky Henderson (Strathgryffe)	Shona Gatt & Sheila Williams (DL Aberdeen)
W65S	Marjory Love Newlands)	Christine Lockhart (Newlands)
W65D	Marjory Love & Christine Lockhart (Newlands)	Maggie McLellan & Jennifer Macdonald (Western)

- Inter-County Competitions

## OPEN

LTA WINTER COUNTY CUP 2022			
MEN			
Prestwick – Group 3B		Score	Players
			Scott MacAulay [C]
South Wales	Win	7-2	Jordan Gray
Staffordshire	Win	8-1	Daniel Gunn
East of Scotland	Loss	4-5	Ewan Moore
			James Shemilt [VC]
			Hamish Stewart
			Finlay Watters
			Jack Deveney
Final position:	2 <sup>nd</sup> /4		Kyle McKay

LTA WINTER COUNTY CUP 2022			
WOMEN			
Newport – Group 3A		Score	Players
			Heather Barlow
South Wales	Win	7-2	Sorcha Caves
Leicestershire	Win	7-2	Eleanor Cochran
Essex	Loss	4-5	Caitlin Steel
			Jennifer Steel
			Alicia Gates
Final position:	2 <sup>nd</sup> /4		Zoe Moffat

LTA SUMMER COUNTY CUP			
MEN			
Frinton – Group 3		Score	Players
Derbyshire	Win	5-4	Scott MacAulay [C]
Buckinghamshire	Loss	4-5	Ewen Lumsden
Berkshire	Win	6-3	Lachie Macintosh
Warwickshire	Loss	3-6	James Shemilt
Norfolk	Win	6-0	Hamish Stewart [VC]
			Finlay Watters
			Jack Deveney
Final position:	3 <sup>rd</sup> /6		Kyle McKay





<b>LTA SUMMER COUNTY CUP</b>			
<b>WOMEN</b>			
<b>West Worthing – Group 5</b>		<b>Score</b>	<b>Players</b>
Hereford & Worcester	Win	6-3	Jennifer Steel [C]
South Wales	Loss	3-6	Caitlin Steel
Dorset	Win	5-4	Eleanor Cochran
Berkshire	Win	6-3	Heather Barlow
North of Scotland	Win	5-4	Alicia Gates
			Catriona Macintosh
			Rachel Pang
<b>Final position:</b>	<b>1<sup>st</sup> /6</b>		Emily Lauder [VC]



<b>LTA COUNTY CUP</b>			
<b>MEN 35 &amp; OVER</b>			
<b>Eastbourne – Group 1</b>		<b>Score</b>	<b>Players</b>
Surrey	Loss	2-3	Jordan Gray [C]
Kent	Win	5-0	David Brewer
Yorkshire	Win	1-4	David Culshaw
			Gary Thomson
			Robert Dalgetty
<b>Final position:</b>	<b>3<sup>rd</sup> /4</b>		



<b>LTA COUNTY CUP</b>			
<b>WOMEN 35 &amp; OVER</b>			
<b>Eastbourne – Group 5</b>		<b>Score</b>	<b>Players</b>
			Helena Britt
East of Scotland	Loss	2-3	Heather Lockhart
Northumberland	Loss	1-2	Lucy McNaught [C]
Northamptonshire	Loss	1-2	Anna Vardy
			Clare Ryan
		<b>4<sup>th</sup> /4</b>	

## JUNIOR

LTA SUMMER COUNTY CUP			
18 & U BOYS	Division 4A		
Norwich		Score	Players
			Kyle McKay
Avon	Win	6-3	Jack Deveney
Cumbria	Win	9-0	Ewan Morris
Norfolk	Win	7-2	Leo Watt
			Callum Peat
			Findlay Pratt
			Callum McGinn
<b>Final position:</b>	<b>1<sup>st</sup> 4</b>		



LTA SUMMER COUNTY CUP			
18 & U GIRLS	Division 4B		
Aberdeen		Score	Players
			Anna McKnight
			Emma Barlow
Northumberland	Loss	2-7	Linsey Campbell-Morrison
East of Scotland	Win	7-2	Eleanor Cochran
North Wales	Win	6-1	Charlotte Gates
			Olivia McGuire
			Poppy Bonar
<b>Final position:</b>	<b>2<sup>nd</sup>/4</b>		



LTA SUMMER COUNTY CUP			
14 & U BOYS			
Lymm		Score	Players
Cheshire	Loss	2-4	Andrew Low
Warwickshire	Win	5-1	Charlie Morgan
Yorkshire	Draw	3-3	Lucas Nolte
			Lucas Rodgers
			Harry Sangster
Final position	3 <sup>rd</sup> /4		

LTA SUMMER COUNTY CUP			
14 & U GIRLS			
Newcastle		Score	Players
Durham & Cleveland	Win	4-2	Linsey Campbell-Morrison
South of Scotland	Win	6-0	Luisa Cartwright
North of Scotland	Loss	3-3	Elisa Gibson
			Nikemi Olafare
Final position	2 <sup>nd</sup> /4		

LTA SUMMER COUNTY CUP			
12 & U BOYS			
Yarm		Score	Players
South of Scotland	Win	6-0	Oran McBride
Northumberland	Win	6-0	Rafael Gordon
Durham & Cleveland	Loss	2-4	Thomas Langlands
			Xander Gardani-Platchias
Final position:	2 <sup>nd</sup> /6		

LTA SUMMER COUNTY CUP			
12 & U GIRLS			
Newcastle		Score	Players
South of Scotland	Win	6-0	Jazmin Ward
Northumberland	Win	5-1	Carmen Leggat
Durham & Cleveland	Win	3-3	Ella Morrison
		Shoot-out win	Sophie Letson
Final position:	1 <sup>st</sup> /6		

LTA SUMMER COUNTY CUP			
11 & U BOYS			
Stourbridge		Score	Players
Warwickshire	Win	4-2	Cameron Rae
Lancashire	Win	3-3	Euan Raitt
Oxfordshire	Win	4-2	James Mills
			Lewis Ndogaj
<b>Final position:</b>	<b>1<sup>st</sup>/4</b>		
Wrexham (National Finals)			
Surrey	Loss	1-5	Cameron Rae
Sussex	Loss	2-4	Euan Raitt
Cambridgeshire	Loss	1-5	James Mills
Middlesex	Loss	1-5	Lewis Ndogaj
<b>Final position:</b>	<b>8<sup>th</sup>/8</b>		



LTA SUMMER COUNTY CUP			
11 & U GIRLS			
Troon		Score	Players
South of Scotland	Win	6-0	Jazmin Ward
North of Scotland	Win	5-1	Lucy Wood
Northumberland	Win	4-2	Cara Gifford
			Sophie Langlands
<b>Final position:</b>	<b>1<sup>st</sup> /4</b>		

LTA SUMMER COUNTY CUP			
10 & U BOYS			
Aberdeen		Score	Players
South of Scotland	Win	6-0	James Mills
North of Scotland	Win	5-1	Flynn McGowan
East of Scotland	Loss	3-3	Lewis Ndogaj
			Louis Taylor
<b>Final position:</b>	<b>2<sup>nd</sup>/4</b>		

LTA SUMMER COUNTY CUP			
10 & U GIRLS			
Uddingston		Score	Players
South of Scotland	Win	6-0	Tia Goyal
North of Scotland	Loss	3-3	Sophia Hanif
East of Scotland	Loss	3-3	Amelia McNeill
			Eilidh Mathieson
			Callie Longhurst
<b>Final position:</b>	<b>3<sup>rd</sup>/4</b>		

LTA SUMMER COUNTY CUP			
8 & U			
Aberdeen		Score	Boys
North of Scotland	Loss	2-8	James Crowther
South of Scotland	Win	8-2	Harrison Fox
East of Scotland	Win	10-0	Oliver Roy
			Arran Shields
			Will Sloan
<b>Final position:</b>	<b>2<sup>nd</sup>/4</b>		
			<b>Girls</b>
			Esme Cuthbertson
North of Scotland	Win	6-4	Anna Hogan
South of Scotland	Win	8-2	Connie Kerr
East of Scotland	Win	8-2	Imaan Rahan
			Ava Steel
<b>Final position:</b>	<b>1<sup>st</sup>/4</b>		

LTA SUMMER COUNTY CUP			
9 & U			
Aberdeen		Score	Players
			<b>Boys</b>
			Louis Taylor
North of Scotland	Win	5-1	Oscar Cook
South of Scotland	Win	4-0	James Huang
East of Scotland	Win	4-0	Alec Brodie
			Ben Scott
<b>Final position</b>	<b>1<sup>st</sup>/4</b>		
			<b>Girls</b>
North of Scotland	Win	6-0	Phoebe Castledine
South of Scotland	Win	6-0	Carrie Kerr
East of Scotland	Win	5-1	Ava Steel
			Abbie Smith
<b>Final position</b>	<b>1<sup>st</sup>/4</b>		Lily Smith
LTA SUMMER COUNTY CUP			
9 & U			
Loughborough (National Finals)		Score	Players
			<b>Boys</b>
Northumberland	Win	6-0	Louis Taylor
Warwickshire	Loss	2-4	James Huang
Cambridgeshire	Win	4-2	Oscar Cook
Yorkshire	Loss	2-4	Alec Brodie
			Ben Scott
<b>Final position:</b>	<b>3<sup>rd</sup>/5</b>		
			<b>Girls</b>
Lancashire	Loss	2-4	Phoebe Castledine
Hereford & Worcester	Win	4-2	Carrie Kerr
Cambridgeshire	Loss	1-5	Ava Steel
Cheshire	Loss	1-5	Abbie Smith
			Lily Smith
<b>Final position:</b>	<b>4<sup>th</sup>/5</b>		



SCOTTISH JUNIOR INTER-COUNTY CHAMPIONSHIPS – THE ‘TEACUP’					
18 & Under					
Uddingston LTC			Score	Players	
				Emma Barlow	Kyle McKay
SF	East of Scotland	Win	5-1	Poppy Bonar	Findlay Pratt
F	North of Scotland	Win	4-2	Eleanor Cochran	Callum Peat
				Anna McKnight	Nikhil Bollapragada
Final position:		1 <sup>st</sup> /4			



2023 Scottish Junior Inter-County champions

SCOTTISH JUNIOR INTER-DISTRICT CHAMPIONSHIPS					
Strathallan School, Forgandenny		Final standing	Players		
18 & Under	2 <sup>nd</sup> /9	Findlay Pratt	Eleanor Cochran		
		Callum McGinn	Anna McKnight		
15 & Under	2 <sup>nd</sup> /9	Nikhil Bollapragada	Charlotte Gates		
		Alasdair Low	Linsey Campbell-Morrison		
12 & Under	1 <sup>st</sup> /9	Oran McBride	Ella Morrison		
		Rafael Gordon	Jazmin Ward		
Final position:	OVERALL	2 <sup>nd</sup> /9			

**GB SENIORS' COUNTY CUP**

In 2023, two West of Scotland teams were entered into the GB Seniors County Cup.

<b>GB SENIORS COUNTY CUP</b>			
<b>MEN 60 &amp; Over</b>		<b>Score</b>	<b>Players</b>
			Alan Dickson
Cumbria	Win	5-0	Simon Coom
North Wales	Win	3-2	Andrew McKeown
Isle of Man	Win	4-1	Derek McKay
Cheshire	Win	4-1	Kenneth Reid
			Ronnie Terras
			Naveed Ackrim
<b>Final position</b>	<b>1<sup>st</sup>/5</b>		Roy Fraser
			Keith Haig
<b>MEN 65 &amp; Over</b>		<b>Score</b>	<b>Players</b>
Cumbria	Win	5-0	William Clarke
Nottinghamshire	Win	5-0	Roy Fraser
Derbyshire	Loss	0-5	Keith Haig
Northumberland	Win	5-0	Alastair Hope
<b>Final position:</b>	<b>2<sup>nd</sup>/5</b>		Russell Howat
			Andrew McKeown (C)

West of Scotland entered the following age group teams into the Scottish Seniors' Inter-County championships which were open to teams from the North, South, East and West of Scotland. The following players represented West of Scotland.

<b>MEN 40</b>	<b>MEN 50</b>	<b>MEN 60</b>	<b>MEN 65</b>
Calum McKnight (C)	Gordon Bell	Simon Coom	Keith Haig
Allan Ralston	Stuart Clark	Alan Dickson	Alistair Hope
Mike Cohen	Gary White	Gerry Kelly (NPC)	Alan Liddell
Colin Taylor	David Wilson (C)	Derek McKay	Roy Fraser
Matthew Dickie		Andrew McKeown	Andrew McKeown (C)
		Graham Pirie	David Rankine
		Ronnie Terras	Alastair Smith
		Ian Campbell	
		Kenneth Reid	
		Roy Fraser	
<b>Not completed</b>	<b>1<sup>st</sup></b>	<b>1<sup>st</sup></b>	<b>1<sup>st</sup></b>

<b>WOMEN 50</b>	<b>WOMEN 60</b>	<b>WOMEN 65-1</b>	<b>WOMEN 65-2</b>
Ruth Adam	Mary White	Lynne Baker (C)	Fiona Bidwell
Carolyn Caldow	Nicola Henderson (C)	Sally Binnie	Sandra Fraser
Katie Hope	Val Higgins	Janet Dunlop	Anne Fulton
Jackie Fullerton	Marjory Love	Diane Fung	Diane Fung
Deborah Maddern	Rosemary Wilson	Val Higgins	Ann Lambie
Amanda Miller	Carole Wilson	Audrey Kennedy	Christine Lockhart (C)
Hazel Weir (C)	Pamela Black	Ann McGrath	Marjory Love
		Anne Smillie	Eileen Mills
		Monica Stewart	
<b>3<sup>rd</sup></b>	<b>2<sup>nd</sup></b>	<b>3<sup>rd</sup></b>	<b>2<sup>nd</sup></b>



## INDIVIDUAL SUCCESSES

**Marjory Love, Christine Lockhart** and **Ronnie Terras** were all selected to represent Great Britain at the 2023 Seniors World Team championships.

Other notable individual successes of West of Scotland players:

Helensburgh's **Gordon Reid** enjoyed another successful season winning the Men's Wheelchair Doubles titles at the Australian and French Opens and Wimbledon with partner Alfie Hewett.

Gordon is currently World ranked #1 in doubles and #4 in singles having reached the final of the US Open singles. Gordon was honoured with an O.B.E. in the King's birthday honours list.

### **Cameron Norrie, GB #1**

Although Tennis West of Scotland takes no credit for his tennis development, it is proud that West of Scotland is credited as Cameron's 'play county' on the LTA rankings.

**Maia Lumsden** continued her successful return to professional tennis reaching the quarter-final round of the Wimbledon women's doubles with partner Naiktha Bains and winning the W60 doubles title in Glasgow with Francisca Jorge.

**Aidan McHugh** has won two singles titles in 2023 – in and in Madrid. **Hamish Stewart** and **Ewen Lumsden** are competing in professional events following their returns from studying in the USA.

**Anna Brogan's** return to the professional circuit met with success during 2023 when she entered the top 10 of the GB women's singles rankings.

West of Scotland players **Oran McBride** (12U), **Lucas Nolte** (14U), **Anna McKnight** and **Kyle McKay** (both 18U) were selected to represent Scotland in the 2023 Junior Four Nations' championships played at Wrexham, Wales. Scotland ended as overall champions.

## PLAYER DEVELOPMENT

Tennis West of Scotland operates a county training programme for junior players eligible to represent West of Scotland in inter-district and inter-county competitions. Currently 112 players train regularly at indoor centres throughout the winter.

The county programme works closely with the regional training programme managed and delivered by Tennis Scotland with both the Tennis Scotland and Tennis West of Scotland coaching teams working together to plan an integrated programme.

A local player development programme links the county programme to key clubs and centres to ensure that young mini players develop the correct techniques from club and centre coaches and are encouraged to regularly compete.

An integrated students/14+ players programme has been launched for winter 23-24 which will provide an opportunity for West of Scotland's top juniors to train regularly with students at universities in Glasgow who wish to continue with regular training.

All sessions are led by experienced coaches with opportunities also provided to develop some newly qualified coaches.

The 2023-24 winter coaching team:


- |                 |                |                |
|-----------------|----------------|----------------|
| ○ Jordan Gray   | Alex Halsey    | Jennifer Steel |
| ○ Caitlin Steel | Colin Hanbidge | Euan McGinn    |
| ○ Verena Scott  | Matt Dickie    | Rachel Pang    |
| ○ Craig Kyle    | Joe Gill       | John Harland   |
| ○ Gordon Wilson |                |                |

A full calendar of tournaments and leagues is organized for junior players of all ages to provide regular organized competitive opportunities which will complement their training.

### **Find a tournament:**

### **[Tournaments - Tennis West of Scotland \(tenniswos.co.uk\)](https://www.tenniswos.co.uk)**

At the start of 2023, Tennis West of Scotland launched a **Patrons' Club** with an aim of generating additional income to support and enhance the junior development programme.



West programme players, **Lucas Nolte** (left) and **Cameron Rae** (right) respectively won the GB National 14U indoor singles championship and GB National 11U clay court singles championship in 2023.



## SPONSORSHIP

Tennis West of Scotland would like to thank all its sponsors for their support throughout 2023.



Thanks also to **Tennis Scotland** and the **LTA** for their continued support.

**Web site:**

[www.tenniswos.co.uk](http://www.tenniswos.co.uk)

**Twitter:**

<https://twitter.com/TennisWestScot>

**Instagram:**

<https://www.instagram.com/tenniswestscot/>


**Registered Office:**

**18 Mochrum Road, Newlands, Glasgow G43 2QE**



# DUNLOP WEST OF SCOTLAND WINTER LEAGUES 2022-23 - Final standings

## MONDAY FLOODLIGHT LEAGUE

DIVISION 1		P	PTS	M+	M-	S+	S-	G+	G-
1	WHITECRAIGS MF-1 	5	33	4	1	33	12	244	155
2	STRATHGRYFFE MF-1	5	24	3	2	24	21	209	208
3	HILLHEAD MF-1	5	24	3	2	24	21	213	198
4	CLARKSTON MF	5	23	3	2	23	22	211	213
5	TITWOOD MF-1	5	17	2	3	17	28	179	225
6	QUEEN'S PARK CTC MF-1	5	14	0	5	14	31	186	243
7	NEWLANDS MF	0	0	0	0	0	0	0	0

### DIVISION 2

1	BEARSDEN MF	7	59	7	0	59	4	373	178
2	WOODEND MF-1	7	45	6	1	45	18	328	208
3	LANGSIDE MF	7	45	5	2	45	18	337	232
4	STRATHGRYFFE MF-2	7	38	4	3	38	25	301	271
5	LENZIE MF-1	7	23	3	4	23	40	233	304
6	QUEEN'S PARK CTC MF-2	7	17	1	6	17	46	228	344
7	STEPS MF	7	14	2	5	14	49	211	340
8	WOODEND MF-2	7	11	0	7	11	52	221	355

### DIVISION 3

1	RUTHERGLEN MF	7	55	7	0	55	8	369	159
2	WHITECRAIGS MF-2	7	43	5	1	43	11	292	151
3	LENZIE MF-2	7	35	4	3	35	28	282	277
4	GU STAFF MF	7	24	3	4	24	39	244	299
5	TITWOOD MF-2	7	23	2	4	23	31	211	263
6	UDDINGSTON MF	7	23	3	4	23	40	234	295
7	STRATHAVEN MF	7	16	2	3	16	29	167	210
8	HILLHEAD MF-2	7	15	0	7	15	48	189	334

## STRATHGRYFFE SHIELD - WINTER KO

### GROUP A

	P	PTS	M+	M-	S+	S-	G+	G-
1 NEWLANDS KO	2	13	1	1	13	6	87	54
2 CLARKSTON KO	2	12	2	0	12	9	82	80
3 RUTHERGLEN KO	2	4	0	2	4	14	51	86

### GROUP B

1 WHITECRAIGS KO	2	16	2	0	16	2	98	51
2 STRATHGRYFFE KO	2	8	1	1	8	9	73	77
3 QUEEN'S PARK CTC KO	2	3	0	2	3	16	55	98


SF NEWLANDS KO beat STRATHGRYFFE KO 8-0  
 WHITECRAIGS KO beat CLARKSTON KO 5-4

F NEWLANDS KO  beat WHITECRAIGS KO

### DIVISION 3B

1 THORN PARK SA	6	51	6	0	51	3	321	103
2 NEWLANDS SA-2	6	38	5	1	38	16	274	166
3 MILNGAVIE SA-2	6	25	2	4	25	29	238	257
4 DL HAMILTON SA-3	6	21	2	4	21	33	191	271
5 RUTHERGLEN SA-2	6	20	2	4	20	34	214	271
6 LANGSIDE SA-2	6	20	3	3	20	34	200	268
7 STEPPS SA	6	14	1	5	14	40	190	292

## SUNDAY AFTERNOON LEAGUE

DIVISION 1		P	PTS	M+	M-	S+	S-	G+	G-
1	QUEEN'S PARK CTC SA-1 	6	30	4	2	30	24	244	227
2	TITWOOD SA-1	6	30	4	2	30	24	241	214
3	DL HAMILTON SA-1	6	29	2	4	29	25	238	229
4	HILLHEAD SA-1	6	29	3	3	29	25	241	215
5	CLARKSTON SA-1	6	24	3	3	24	30	221	244
6	WHITECRAIGS SA-1	6	24	3	3	24	30	230	244
7	DL RENFREW SA-1	6	23	2	4	23	31	209	251

### DIVISION 2A

1	RUTHERGLEN SA-1	5	35	4	1	35	10	254	134
2	WESTERN SA	5	29	4	1	29	16	222	157
3	UDDINGSTON SA	5	22	3	2	22	23	204	205
4	HILLHEAD SA-2	5	15	2	3	15	30	162	231
5	DL HAMILTON SA-2	5	13	0	5	13	32	165	239
6	GIFFNOCK SA	5	11	2	3	11	24	170	211
7	NEWLANDS SA	0	0	0	0	0	0	0	0

### DIVISION 2B

1	MILNGAVIE SA-1	6	50	6	0	50	4	311	120
2	WOODEND SA	6	44	5	1	44	10	298	146
3	WHITECRAIGS SA-2	6	25	4	2	25	29	208	240
4	STRATHGRYFFE SA-1	6	23	3	3	23	31	217	239
5	QUEEN'S PARK CTC SA-2	6	23	2	4	23	31	239	231
6	DL RENFREW SA-2	6	18	1	5	18	36	188	271
7	CRAIGHLEN SA	6	-4	0	6	6	48	91	305

### DIVISION 2C

1	FORT MATILDA SA-1	6	39	6	0	39	15	286	180
2	BEARSDEN SA	6	33	4	2	33	21	279	216
3	CLARKSTON SA-2	6	32	4	2	32	22	277	236
4	BISHOPTON SA	6	30	4	2	30	24	253	244
5	LENZIE SA	6	25	2	4	25	29	246	256
6	BUSBY SA	6	20	1	5	20	34	211	284
7	TITWOOD SA-2	6	10	0	6	10	44	166	302

### DIVISION 3A

1	DL GLASGOW WEST END SA	5	34	4	1	34	11	232	139
2	MOUNT VERNON SA	5	28	4	1	28	17	216	181
3	HAMILTON SA	5	28	2	3	28	17	216	176
4	STRATHAVEN SA	5	21	3	2	21	24	199	183
5	CARDROSS SA	5	19	2	3	19	26	191	207
6	WESTERTON SA	5	5	0	5	5	40	88	256
7	KIRKHILL SA-2	0	0	0	0	0	0	0	0

### DIVISION 3C

1	LANGSIDE SA-1	7	59	7	0	59	4	371	163
2	GU STAFF SA	7	46	5	2	46	17	315	186
3	DRUMCHAPEL SA	7	36	5	2	36	27	290	243
4	KIRKHILL SA-1	7	29	4	3	29	34	260	274
5	FORT MATILDA SA-2	7	29	2	5	29	34	269	269
6	WHITECRAIGS SA-3	7	17	3	4	17	46	187	308
7	BROOMHILL SA	7	12	2	5	12	41	224	295
8	EAST KILBRIDE SA	7	4	0	7	4	49	171	349



# 14 & UNDER

## BOYS Division 1 - Group A

	P	PTS	M+	M=	M-	S+	S-	G+	G-
1 NEWLANDS B14-1	4	6	3	0	1	17	9	83	58
2 HILLHEAD B14	4	6	3	0	1	16	9	68	48
3 RUTHERGLEN B14-1	4	4	2	0	2	15	11	79	65
4 STRATHGRYFFE B14-1	4	2	1	0	3	8	17	48	84
5 THORN PARK B14	4	2	1	0	3	8	18	49	72

## BOYS Division 1 - Group B

	P	PTS	M+	M=	M-	S+	S-	G+	G-
1 GIFFNOCK B14-1	4	8	4	0	0	21	4	89	40
2 RUTHERGLEN B14-2	4	6	3	0	1	16	8	118	46
3 PRESTWICK B14	4	2	1	0	3	12	13	64	62
4 WESTERN B14	4	2	1	0	3	6	18	44	120
5 WHITECRAIGS B14	4	2	1	0	3	7	19	40	87

**PLAYOFF** NEWLANDS B14-1 beat GIFFNOCK B14-1 2-1

## BOYS Division 2 - Group A

	P	PTS	M+	M=	M-	S+	S-	G+	G-
1 HAMILTON B14-1	4	8	4	0	0	20	9	79	56
2 FORT MATILDA B14U	4	6	3	0	1	21	5	90	39
3 BEARSDEN B14	4	4	2	0	2	11	14	60	66
4 CLARKSTON B14-1	4	2	1	0	3	8	18	55	79
5 NEWLANDS B14-2	4	0	0	0	4	6	20	38	82

## BOYS Division 2 - Group B

	P	PTS	M+	M=	M-	S+	S-	G+	G-
1 GIFFNOCK B14-2	4	8	4	0	0	18	1	96	15
2 HAMILTON B14-2	4	6	3	0	1	17	11	71	58
3 WOODEND B14	4	4	2	0	2	11	15	47	74
4 UDDINGSTON B14	4	2	1	0	3	12	9	55	69
5 STRATHGRYFFE B14-2	4	0	0	0	4	2	24	41	94

## BOYS Division 2 - Group C

	P	PTS	M+	M=	M-	S+	S-	G+	G-
1 CAMBUSLANG B14-2	4	8	4	0	0	23	6	87	49
2 CLARKSTON B14-2	4	4	2	0	2	15	13	73	56
3 STRATHGRYFFE B14-3	4	4	2	0	2	11	15	58	66
4 TITWOOD B14	4	3	1	1	2	9	10	44	45
5 NEWLANDS B14-3	4	1	0	1	3	3	17	21	67
6 LENZIE B14	0	0	0	0	0	0	0	0	0



## GIRLS Division 1 - Group A

	P	PTS	M+	M=	M-	S+	S-	G+	G-
1 HILLHEAD G14	3	6	3	0	0	16	3	67	18
2 WESTERN G14	3	4	2	0	1	11	9	49	48
3 STRATHGRYFFE G14-1	3	2	1	0	2	7	14	36	63
4 NEWLANDS G14-2	3	0	0	0	3	5	13	38	61

## GIRLS Division 1 - Group B

	P	PTS	M+	M=	M-	S+	S-	G+	G-
1 NEWLANDS G14-1	3	6	3	0	0	18	1	70	19
2 RUTHERGLEN G14	3	4	2	0	1	9	11	40	53
3 WHITECRAIGS G14	3	2	1	0	2	9	11	40	58
4 GIFFNOCK G14-1	3	0	0	0	3	3	16	43	63

### PLAYOFFS [Positions 1-4]

**SF** HILLHEAD G14 beat RUTHERGLEN G14 w/o  
NEWLANDS G14 beat WESTERN G14 3-0

**F** NEWLANDS G14 beat HILLHEAD G14 2-1

## GIRLS Division 2A

	P	PTS	M+	M=	M-	S+	S-	G+	G-
1 HAMILTON G14-1	4	8	4	0	0	23	2	92	26
2 CLARKSTON G14-1	4	6	3	0	1	18	6	82	42
3 WOODEND G14	4	4	2	0	2	12	13	64	58
4 NEWLANDS G14-3	4	2	1	0	3	6	18	29	81
5 THORN PARK G14	4	0	0	0	4	2	22	33	93

## GIRLS Division 2B

	P	PTS	M+	M=	M-	S+	S-	G+	G-
1 CAMBUSLANG G14	4	8	4	0	0	24	1	93	23
2 HAMILTON G14-2	4	6	3	0	1	17	8	81	42
3 FORT MATILDA G14U	4	4	2	0	2	11	15	50	61
4 CLARKSTON G14-2	4	2	1	0	3	10	18	48	87
5 UDDINGSTON G14	4	0	0	0	4	3	23	32	91

# 18 & UNDER

## BOYS Division 1 - Group A

	P	PTS	M+	M=	M-	S+	S-	G+	G-
1 THORN PARK B18	4	6	3	0	1	19	8	80	45
2 RUTHERGLEN B18-1	4	6	3	0	1	17	11	84	61
3 NEWLANDS B18-2	4	5	2	1	1	14	6	67	39
4 WHITECRAIGS B18-1	4	3	1	1	2	6	13	39	63
5 WESTERN B18-2	4	0	0	0	4	4	22	30	92

## BOYS Division 1 - Group B

	P	PTS	M+	M=	M-	S+	S-	G+	G-
1 NEWLANDS B18-1	5	10	5	0	0	29	2	119	29
2 GIFFNOCK B18-1	5	8	4	0	1	21	12	93	74
3 WESTERN B18-1	5	6	3	0	2	22	10	98	67
4 DL HAMILTON B18	5	4	2	0	3	12	21	62	96
5 STRATHGRYFFE B18-1	5	1	0	1	4	4	20	39	81
6 HILLHEAD B18	5	1	0	1	4	1	24	30	94

### PLAYOFFS [Positions 1-4]

SF THORN PARK B18 beat GIFFNOCK B18 3-0  
RUTHERGLEN B18 beat NEWLANDS B18 2-1

F THORN PARK B18 beat RUTHERGLEN B18 3-0

## BOYS Division 2 - Group A

	P	PTS	M+	M=	M-	S+	S-	G+	G-
1 HAMILTON B18-1	3	6	3	0	0	16	3	64	19
2 WHITECRAIGS B18-3	3	4	2	0	1	13	7	57	39
3 BUSBY B18	3	2	1	0	2	9	12	43	54
4 CLARKSTON B18-2	3	0	0	0	3	2	18	19	71
LENZIE B18	0	0	0	0	0	0	0	0	0
RUTHERGLEN B18-2	0	0	0	0	0	0	0	0	0

## BOYS Division 2 - Group B

	P	PTS	M+	M=	M-	S+	S-	G+	G-
1 WHITECRAIGS B18-2	5	10	5	0	0	28	3	116	42
2 CLARKSTON B18-1	5	8	4	0	1	23	9	101	53
3 HAMILTON B18-2	5	4	2	0	3	16	17	87	75
4 NEWLANDS B18-3	5	4	2	0	3	12	18	54	80
5 WOODEND B18	5	3	1	1	3	8	17	47	79
6 STRATHGRYFFE B18-2	5	1	0	1	4	1	24	20	96

## GIRLS Division 1 - Group A

	P	PTS	M+	M=	M-	S+	S-	G+	G-
1 NEWLANDS G18-1	4	8	4	0	0	24	0	96	17
2 PRESTWICK G18-2	4	4	2	0	2	15	11	76	47
3 WESTERN G18-1	4	3	1	1	2	5	15	39	65
4 WHITECRAIGS G18	4	3	1	1	2	4	14	17	58
5 THORN PARK G18	4	2	1	0	3	8	16	37	78

## GIRLS Division 1 - Group B

	P	PTS	M+	M=	M-	S+	S-	G+	G-
1 NEWLANDS G18-2	4	8	4	0	0	23	3	107	30
2 HILLHEAD G18	4	6	3	0	1	20	8	87	54
3 PRESTWICK G18-1	4	4	2	0	2	13	14	70	79
4 WESTERN G18-2	4	2	1	0	3	7	18	47	84
5 STRATHGRYFFE G18-1	4	0	0	0	4	2	22	26	90

PLAYOFF NEWLANDS G18-1 beat NEWLANDS G18-2 3-0

## GIRLS Division 2

	P	PTS	M+	M=	M-	S+	S-	G+	G-
1 NEWLANDS G18-3	5	10	5	0	0	29	3	117	34
2 WOODEND G18	5	8	4	0	1	22	8	96	53
3 CAMBUSLANG G18	5	5	2	1	2	13	13	63	64
4 CLARKSTON G18-1	5	4	2	0	3	10	21	63	90
5 STRATHGRYFFE G18-2	5	3	1	1	3	6	18	34	78
6 TITWOOD G18	5	0	0	0	5	7	24	43	97



## 8 & UNDER

### BLUE GROUP

1	KILMARNOCK 8U	2	4	2	0	0	14	2	14	2
2	THORN PARK 8U	2	2	1	0	1	10	6	10	6
3	TITWOOD 8U	2	0	0	0	2	0	16	0	16

### PURPLE GROUP

1	GIFFNOCK 8U	2	4	2	0	0	14	2	14	2
2	WHITECRAIGS 8U	2	2	1	0	1	8	8	8	8
3	BUSBY 8U	2	0	0	0	2	2	14	2	14

### RED GROUP

1	WESTERN 8U	2	4	2	0	0	16	0	88	0
2	CLARKSTON 8U	2	2	1	0	1	8	8	80	8
3	DL HAMILTON 8U	2	0	0	0	2	0	16	0	160

### GREEN GROUP

1	NEWLANDS 8U	2	4	2	0	0	16	0	16	0
2	STRATHGRYFFE 8U	2	2	1	0	1	8	8	8	8
3	LENZIE 8U	2	0	0	0	2	0	16	0	16

### PLAYOFFS [Positions 1-4]

SF NEWLANDS 8U beat KILMARNOCK 8U  
WESTERN 8U beat GIFFNOCK 8U

F NEWLANDS 8U beat WESTERN 8U  
3/4 GIFFNOCK 8U beat KILMARNOCK 8U



## 9 & UNDER

### GIRLS

#### ORANGE GROUP

1	GIFFNOCK G9U-1	3	6	3	0	0	21	5	21	5
2	WOODEND G9U	3	4	2	0	1	18	8	18	8
3	WESTERN G9U	3	2	1	0	2	7	18	7	18
4	HAMILTON G9U	3	0	0	0	3	6	21	6	21

#### PURPLE GROUP

1	RUTHERGLEN G9U	3	4	2	0	1	21	4	141	4
2	NEWLANDS G9U	3	4	2	0	1	16	10	16	10
3	GIFFNOCK G9U-2	3	4	2	0	1	13	13	13	73
4	LENZIE G9U	3	0	0	0	3	1	24	1	84

### PLAYOFFS [Positions 1-4]

SF NEWLANDS G9U beat GIFFNOCK G9U 4-1  
RUTHERGLEN G9U beat WOODEND G9U 4-1

F NEWLANDS G9U beat RUTHERGLEN G9U 4-1  
3/4 GIFFNOCK G9U beat WOODEND G9U 3-2

### PLAYOFFS [Positions 5-8]

SF GIFFNOCK G9U-2 beat HAMILTON G9U 3-2  
WESTERN G9U beat LENZIE G9U w/o

F GIFFNOCK G9U-2 beat WESTERN G9U 3-2  
3/4 HAMILTON G9U beat LENZIE G9U w/o

### MIXED

#### GOLD GROUP

1	GIFFNOCK 9U-1	5	10	5	0	0	88	11	88	11
2	RUTHERGLEN 9U-1	5	8	4	0	1	75	23	75	23
3	STRATHGRYFFE 9U-1	5	4	2	0	3	41	58	41	58
4	HILLHEAD 9U	5	4	2	0	3	38	59	38	59
5	PRESTWICK 9U	5	4	2	0	3	36	66	36	66
6	WHITECRAIGS 9U-1	5	0	0	0	5	18	79	18	79

#### SILVER GROUP

1	THORN PARK 9U	4	8	4	0	0	52	28	52	28
2	NEWLANDS 9U	4	6	3	0	1	53	27	53	27
3	GIFFNOCK 9U-2	4	4	2	0	2	40	40	40	40
4	WESTERN 9U	4	2	1	0	3	27	54	27	54
5	KILMARNOCK 9U-1	4	0	0	0	4	31	54	31	54
6	BEARSDEN 9U	0	0	0	0	0	0	0	0	0

PLAYOFF GIFFNOCK 9U-1 beat THORN PARK 9U 7-2

#### RED GROUP

1	WHITECRAIGS 9U-2	5	8	4	0	1	60	33	60	33
2	BUSBY 9U	5	8	4	0	1	54	31	54	31
3	THORN PARK 9U-2	5	6	3	0	2	53	35	53	35
4	STRATHGRYFFE 9U-2	5	6	3	0	2	38	52	38	52
5	LENZIE 9U	5	2	1	0	4	46	48	46	48
6	UDDINGSTON 9U	5	0	0	0	5	17	69	17	69

#### BLUE GROUP

1	WOODEND 9U	5	10	5	0	0	50	29	50	29
2	RUTHERGLEN 9U-2	5	8	4	0	1	53	24	53	24
3	KILMARNOCK 9U-2	5	6	3	0	2	36	42	36	42
4	HAMILTON 9U	5	4	2	0	3	46	31	46	31
5	CLARKSTON 9U	5	2	1	0	4	31	50	31	50
6	TITWOOD 9U	5	0	0	0	5	18	58	18	58

PLAYOFF WOODEND 9U beat WHITECRAIGS 9U-2 6-3



# WEST OF SCOTLAND NATIONAL LEAGUE 8 & UNDER

## WINTER 2022-23



### GROUP STAGE

#### BLUE GROUP

1	WESTERN 8U	4	8	4	0	48	16	48	16
2	GIFFNOCK 8U-2	4	6	3	1	37	27	37	27
3	WHITECRAIGS 8U	4	4	2	2	36	28	36	28
4	BUSBY 8U	4	2	1	3	33	31	33	31
5	DL HAMILTON 8U	4	0	0	4	6	58	6	58

#### ORANGE GROUP

1	NEWLANDS 8U-1	4	8	4	0	64	0	64	0
2	NEWLANDS 8U-2	4	5	2	1	34	30	34	30
3	RUTHERGLEN 8U-2	4	4	2	2	27	37	27	37
4	HILLHEAD 8U	4	3	1	2	15	33	15	33
5	BEARSDEN 8U	4	0	0	4	4	44	4	44

#### GREEN GROUP

1	RUTHERGLEN 8U-1	3	6	3	0	43	5	187	5
2	STRATHGRYFFE 8U	3	4	2	1	31	17	31	17
3	LENZIE 8U	3	2	1	2	19	29	19	173
4	TITWOOD LTC	3	0	0	3	3	45	3	45

#### PURPLE GROUP

1	GIFFNOCK 8U-1	3	6	3	0	43	5	43	5
2	THORN PARK 8U-1	3	4	2	1	26	22	26	22
3	WOODEND 8U	3	2	1	2	15	33	15	33
4	KILMARNOCK 8U	3	0	0	3	12	36	12	36

### PLAYOFF STAGE

QF	NEWLANDS 8U-1	beat	Giffnock 8U-2	8-0
	RUTHERGLEN 8U-1	beat	Thorn Park 8U	5-3
	NEWLANDS 8U-2	beat	Western 8U	4-4
	GIFFNOCK 8U-1	beat	Strathgryffe 8U	7-1
SF	NEWLANDS 8U-1	beat	Rutherglen 8U	8-0
	GIFFNOCK 8U-1	beat	Newlands 8U-2	8-0
3/4	RUTHERGLEN 8U	beat	Newlands 8U-2	6-2
F	NEWLANDS 8U-1	beat	Giffnock 8U-1	6-2

### PLAYBACK

SF	THORN PARK 8U	beat	Giffnock 8U-2	6-2
	STRATHGRYFFE 8U	beat	Western 8U	6-2
F	STRATHGRYFFE 8U	beat	Thorn Park 8U	5-3

### BONUS MATCHES

GIFFNOCK 8U-2	beat	Western 8U	4-4
NEWLANDS 8U-1	beat	Rutherglen 8U-1	14-2
RUTHERGLEN 8U-1	beat	Kilmarnock 8U	14-2
WOODEND 8U	tie	Busby 8U	8-8
GIFFNOCK 8U-1	beat	Rutherglen 8U-1	11-5



# THE 2023 GLASGOW PROPERTY LETTING SINGLES LEAGUE - FINAL STANDINGS

## Men's Spring Singles - Premier League

	P	PTS	M+	M-	S+	S-	G+	G-
1 THORN PARK MS	5	24	5	0	24	9	173	110
2 NEWLANDS MS	5	20	3	2	20	11	148	120
3 WESTERN MS-1	5	19	3	2	19	15	144	123
4 STRATHGRYFFE MS	5	17	2	3	17	19	146	158
5 MILNGAVIE MS	5	15	2	3	15	16	131	138
6 QUEEN'S PARK CTC MS-1	5	4	0	5	4	29	88	181



P PTS M+ M- S+ S- G+ G-

## Men's Spring Singles - Division 1A

1 GIFFNOCK MS	3	11	1	2	11	8	82	66
2 WESTERN MS-2	3	11	2	1	11	10	80	66
3 FORT MATILDA MS-1	3	8	1	2	8	13	69	91
4 RUTHERGLEN MS	3	2	2	1	9	8	57	65
5 HILLHEAD MS-1	Match results void							

## Men's Spring Singles - Division 1B

1 DL HAMILTON MS	4	20	3	1	20	4	129	69
2 LANGSIDE MS-1	4	16	3	1	16	8	121	73
3 CLARKSTON MS	4	12	3	1	12	12	101	110
4 CAMBUSLANG MS-1	4	6	1	3	6	18	74	129
5 BEARSDEN MS	4	6	0	4	6	18	77	121

## Men's Spring Singles - Division 2A

1 FORT MATILDA MS-2	4	18	3	1	18	6	115	59
2 WOODEND MS	4	18	3	1	18	7	124	65
3 LENZIE MS-1	4	16	2	2	16	10	115	87
4 STRATHAVEN MS	4	10	2	2	10	15	77	101
5 TITWOOD MS-1	4	0	0	4	0	24	26	145

## Men's Spring Singles - Division 2B

1 LANGSIDE MS-2	3	13	2	1	13	8	92	69
2 EAST KILBRIDE MS-1	3	10	2	1	10	8	74	66
3 QUEEN'S PARK CTC MS-2	3	10	1	2	10	11	72	77
4 DL RENFREW MS	3	7	1	2	7	13	66	92
CAMBUSLANG MS-2	Withdrawn							

## Men's Spring Singles - Division 3A

1 ARDGOWAN MS	4	21	4	0	21	6	141	80
2 WHITECRAIGS MS-1	4	20	3	1	20	4	132	40
3 KIRKHILL MS	4	14	2	2	14	13	99	119
4 HILLHEAD MS2	4	8	1	3	8	21	81	124
5 GLASGOW CTC MS	4	3	0	4	3	22	51	141

## Men's Spring Singles - Division 3B

1 UDDINGSTON MS	5	28	5	0	28	2	173	68
2 WHITECRAIGS MS-2	5	24	4	1	24	8	162	97
3 LANGSIDE MS-3	5	17	3	2	17	14	133	115
4 LENZIE MS-2	5	14	2	3	14	18	125	127
5 TITWOOD MS-2	5	8	1	4	8	22	83	151
6 EAST KILBRIDE MS-2	5	2	0	5	2	29	60	178

## Women's Spring Singles - Premier League

	P	PTS	M+	M-	S+	S-	G+	G-
1 NEWLANDS WS-1	4	24	4	0	24	0	145	25
2 WESTERN WS-1	4	16	3	1	16	8	111	77
3 DL GLASGOW WEST END WS	4	8	1	3	8	16	61	108
4 STRATHGRYFFE WS	4	6	1	3	6	18	63	118
5 HILLHEAD WS	4	6	1	3	6	18	58	110

## Women's Spring Singles - Division 1

	P	PTS	M+	M-	S+	S-	G+	G-
1 WHITECRAIGS WS	4	21	3	1	21	4	134	50
2 QUEEN'S PARK CTC W	4	14	3	1	14	11	99	84
3 GIFFNOCK WS	4	14	3	1	14	11	107	83
4 RUTHERGLEN WS	4	9	1	3	9	16	70	110
5 DL RENFREW WS	4	4	0	4	4	20	42	125

## Women's Spring Singles - Division 2A

1 NEWLANDS WS-2	3	14	2	0	14	6	98	49
2 THORN PARK WS	3	14	2	0	14	6	87	59
3 BEARSDEN WS	3	7	0	2	5	8	39	56
4 DL HAMILTON WS	3	4	1	2	4	15	48	95

## Women's Spring Singles - Division 2B

1 LENZIE WS	3	14	3	0	14	4	91	50
2 LANGSIDE WS	3	8	2	1	8	10	68	74
3 WOODEND WS	3	8	1	2	8	10	62	77
4 CLARKSTON WS	3	6	0	3	6	12	57	77

## SPRING SENIORS KO FINALS

EVENT	WINNERS	RUNNERS-UP	FINAL SCORE
W40	MD CLARKSTON	Strathgryffe	3-2
	C David Lloyd Hamilton	Woodend	4-0
W55	MD THORN PARK	Hillhead	4-1
	C David Lloyd Hamilton	Woodend	4-0
M40	MD STRATHGRYFFE	Whitecraigs	2-2 [21 games-20]
	C Bishopton	Queens Park CTC	4-2
M55	MD NEWLANDS	Woodend	4-0
	C Whitecraigs	Rutherglen	2-2 [13 games -12]

# GLASGOW PROPERTY LETTING WEST OF SCOTLAND SUMMER DOUBLES LEAGUES - Final Standings

## MEN

DIVISION 2A									DIVISION 2B										
P	PTS	M+	M-	S+	S-	G+	G-		P	PTS	M+	M-	S+	S-	G+	G-			
1	HILLHEAD M2	8	67	8	0	67	5	426	195	1	DRUMCHAPEL M1	8	52	6	2	52	20	381	235
2	FORT MATILDA M1	8	52	6	2	52	20	399	262	2	QUEEN'S PARK CTC M1	8	46	7	1	46	26	369	308
3	BROOMHILL M1	8	46	6	2	46	26	362	295	3	WHITECRAIGS M3	8	45	6	2	45	27	360	312
4	WOODEND M2	8	42	4	4	42	30	348	303	4	UDDINGSTON M1	8	44	6	2	44	28	367	309
5	RUTHERGLEN M2	8	29	5	3	29	43	299	342	5	WESTERN M3	8	34	4	4	34	38	345	349
6	WESTERN M4	8	28	3	5	28	44	306	377	6	BEARSDEN M1	8	30	3	5	30	42	316	350
7	BISHOPTON M1	8	21	2	6	21	51	270	378	7	DL HAMILTON M2	8	27	2	6	27	45	287	372
8	CLARKSTON M2	8	20	1	7	20	52	254	378	8	MOUNT VERNON M1	8	24	1	7	24	48	296	375
9	DL RENFREW M1	8	19	1	7	19	53	254	388	9	BISHOPBRIGGS M1	8	22	1	7	22	50	281	392
DIVISION 3A									DIVISION 3B										
P	PTS	M+	M-	S+	S-	G+	G-		P	PTS	M+	M-	S+	S-	G+	G-			
1	HILLHEAD M3	8	58	7	1	58	14	407	229	1	CAMBUSLANG M2	8	54	7	1	54	18	390	235
2	DL HAMILTON M3	8	45	6	2	45	27	367	286	2	ARDGOWAN M1	8	51	6	2	51	21	359	263
3	STRATHGRYFFE M3	8	44	5	3	44	28	364	295	3	STRATHAVEN M1	8	47	6	2	47	25	357	285
4	GU STAFF M1	8	43	4	4	43	29	373	297	4	LANGSIDE M2	8	39	5	3	39	33	340	298
5	GIFFNOCK M3	8	38	5	3	41	31	325	327	5	RUTHERGLEN M3	8	31	4	4	31	41	301	353
6	TITWOOD M1	8	36	5	3	36	36	336	340	6	HAMILTON M2	8	30	3	5	30	42	298	344
7	BUSBY M1	8	24	2	6	24	48	294	373	7	FORT MATILDA M2	8	29	2	6	29	43	319	362
8	KIRKHILL M1	8	20	1	7	20	52	257	392	8	KILMACOLM M1	8	24	3	5	24	48	283	375
9	MILNGAVIE M2	8	13	1	7	13	59	222	406	9	DL GLASGOW WEST END M1	8	19	0	8	19	53	265	397
DIVISION 4A									DIVISION 4B										
P	PTS	M+	M-	S+	S-	G+	G-		P	PTS	M+	M-	S+	S-	G+	G-			
1	WESTERN M5	8	52	6	2	52	20	373	252	1	DL HAMILTON M4	8	55	6	2	55	17	396	247
2	LANARK M1	8	50	7	1	50	22	396	277	2	WHITECRAIGS M4	8	53	8	0	53	19	396	252
3	KIRKTONHILL M1	8	47	7	1	47	25	378	284	3	QUEEN'S PARK CTC M2	8	48	7	1	48	24	380	304
4	DL HAMILTON M5	8	39	5	3	39	33	349	319	4	WOODEND M3	8	39	5	3	39	33	342	308
5	KELVINGROVE M1	8	33	3	5	33	39	315	347	5	NEWLANDS M4	8	36	4	4	36	36	341	329
6	DRUMCHAPEL M2	8	30	3	5	30	42	294	350	6	BROOMHILL M2	8	31	3	5	31	41	308	354
7	DOWANHILL M1	8	27	3	5	27	45	296	349	7	STRATHGRYFFE M4	8	27	2	6	27	45	306	364
8	NEWLANDS M5	8	27	1	7	27	45	293	358	8	DRUMCHAPEL M3	8	20	1	7	20	52	261	385
9	WHITECRAIGS M5	8	19	1	7	19	53	227	385	9	MOUNT VERNON M2	8	15	0	8	15	57	214	401
DIVISION 5A									DIVISION 5B										
P	PTS	M+	M-	S+	S-	G+	G-		P	PTS	M+	M-	S+	S-	G+	G-			
1	LENZIE M1	8	58	8	0	58	14	401	218	1	STRATHAVEN M2	8	56	7	1	56	16	407	239
2	HILLHEAD M4	8	47	7	1	47	25	381	291	2	BEARSDEN M2	8	55	7	1	55	17	392	258
3	LANGSIDE M3	8	41	4	4	41	31	351	313	3	THORN PARK M3	8	42	7	1	42	30	361	304
4	HAMILTON M3	8	39	4	4	39	33	322	322	4	HELENSBURGH M2	8	37	3	5	37	35	324	338
5	WOODEND M4	8	38	3	5	38	34	340	339	5	CLARKSTON M3	8	33	4	4	33	39	325	336
6	KIRKHILL M2	8	28	4	4	28	44	289	349	6	BISHOPTON M2	8	28	2	6	28	44	294	357
7	WESTERN M6	8	25	3	5	25	47	283	367	7	TITWOOD M2	8	26	2	6	26	46	277	375
8	CARDROSS M1	8	24	3	5	24	48	284	374	8	CAMBUSLANG M3	8	24	1	7	24	48	299	377
9	MILNGAVIE M3	8	24	0	8	24	48	293	371	9	STRATHGRYFFE M5	8	23	3	5	23	49	282	377
DIVISION 6A									DIVISION 6B										
P	PTS	M+	M-	S+	S-	G+	G-		P	PTS	M+	M-	S+	S-	G+	G-			
1	HILLHEAD M5	8	54	7	1	54	18	401	257	1	NUFFIELD MILNGAVIE M2	8	57	6	2	57	15	384	242
2	STEPS M1	8	51	6	2	51	21	385	264	2	FORT MATILDA M3	8	54	7	1	54	18	392	238
3	LENZIE M2	8	46	6	2	46	26	375	285	3	GIFFNOCK M4	8	53	7	1	53	19	373	222
4	EAST KILBRIDE M1	8	39	4	4	39	33	327	325	4	CLARKSTON M4	8	40	5	3	40	32	343	304
5	DL RENFREW M2	8	35	4	4	35	37	322	337	5	WOODEND M5	8	36	4	4	36	36	323	341
6	GU STAFF M2	8	29	3	5	29	43	321	353	6	RUTHERGLEN M4	8	35	3	5	35	37	343	323
7	DL GLASGOW WEST END M2	8	27	2	6	27	45	263	371	7	LANGSIDE M4	8	20	3	5	20	52	249	373
8	NEWLANDS M7	8	23	2	6	23	49	280	369	8	DL RENFREW M3	8	20	1	7	20	52	245	369
9	WOODEND M7	8	20	2	6	20	52	268	381	9	GU STAFF M3	8	9	0	8	9	63	175	415

**DIVISION 6C**

	P	PTS	M+	M-	S+	S-	G+	G-
1 BUSBY M2	8	56	8	0	56	16	382	220
2 UDDINGSTON M2	8	50	6	2	50	22	379	277
3 NEWLANDS M6	8	48	6	2	48	24	373	283
4 WOODEND M6	8	40	5	3	40	32	338	309
5 DL RENFREW M4	8	39	4	4	39	33	339	297
6 DL HAMILTON M6	8	31	3	5	31	41	314	344
7 SPRINGWELLS M1	8	28	2	6	28	44	304	354
8 CARDROSS M2	8	13	2	6	23	49	215	337
9 KILMACOLM M2	8	-1	0	8	9	63	186	409



**DIVISION 7A**

	P	PTS	M+	M-	S+	S-	G+	G-
1 GLASGOW CTC M1	8	59	7	1	59	13	401	222
2 DRUMCHAPEL M4	8	59	7	1	59	12	393	212
3 TITWOOD M3	8	46	7	1	46	26	379	291
4 CLARKSTON M6	8	42	5	3	42	30	348	310
5 STRATHAVEN M3	8	31	4	4	31	41	338	360
6 KILMACOLM M3	8	25	2	6	25	47	276	368
7 STRATHGRYFFE M8	8	24	3	5	24	48	284	370
8 BROOMHILL M4	8	21	1	7	21	51	268	387
9 BISHOPTON M3	8	17	0	8	17	55	235	402

**DIVISION 7C**

	P	PTS	M+	M-	S+	S-	G+	G-
1 QUEEN'S PARK CTC M3	8	66	8	0	66	6	422	185
2 DRUMCHAPEL M5	8	61	7	1	61	11	417	193
3 CLARKSTON M5	8	34	5	2	34	35	303	323
4 MILNGAVIE M4	8	33	4	4	33	39	329	330
5 HAMILTON M5	8	33	3	5	33	39	315	351
6 DL RENFREW M5	8	29	3	4	29	40	287	342
7 NUFFIELD MILNGAVIE M3	8	27	2	6	27	45	300	363
8 BEARSDEN M3	8	24	2	6	24	48	283	365
9 SPRINGWELLS M2	8	4	1	7	14	58	199	403

**DIVISION 8A**

	P	PTS	M+	M-	S+	S-	G+	G-
1 STEPPS M2	8	62	8	0	59	10	400	193
2 DL RENFREW M6	8	53	6	2	53	19	390	248
3 UDDINGSTON M3	8	48	5	3	48	24	363	278
4 LENZIE M3	8	44	6	2	44	28	365	291
5 EAST KILBRIDE M2	8	38	4	4	38	34	336	297
6 BISHOPBRIGGS M3	8	31	3	5	31	41	281	327
7 MARYHILL PARK CTC M	8	23	3	5	23	49	273	363
8 TITWOOD M6	8	13	1	7	13	56	193	366
9 RUTHERGLEN M8	8	12	0	8	12	60	169	407

**DIVISION 8C**

	P	PTS	M+	M-	S+	S-	G+	G-
1 RUTHERGLEN M6	8	61	7	1	61	11	410	182
2 HELENSBURGH M3	8	59	8	0	59	13	398	201
3 GIFFNOCK M6	8	53	6	2	53	19	381	229
4 LANARK M2	8	45	4	4	45	27	342	263
5 THORN PARK M5	8	35	5	3	35	37	307	315
6 MILNGAVIE M6	8	22	2	6	22	50	291	365
7 KIRKHILL M3	8	20	2	6	20	52	228	381
8 NEWLANDS M8	8	20	2	6	20	52	206	381
9 DRUMCHAPEL M7	8	9	0	8	9	63	165	411

**DIVISION 7B**

	P	PTS	M+	M-	S+	S-	G+	G-
1 RUTHERGLEN M5	8	64	8	0	64	8	418	194
2 HAMILTON M4	8	56	7	1	56	16	401	258
3 BISHOPBRIGGS M2	8	41	6	2	41	31	361	299
4 STRATHGRYFFE M7	8	35	4	4	35	37	312	326
5 UPLAWMOOR M1	8	33	4	4	33	39	285	338
6 TITWOOD M4	8	31	2	6	31	41	315	354
7 WOODEND M8	8	30	2	6	30	42	313	357
8 MOUNT VERNON M3	8	18	1	7	18	54	262	391
9 DRUMCHAPEL M6	8	16	2	6	16	56	250	403

**DIVISION 7D**

	P	PTS	M+	M-	S+	S-	G+	G-
1 STRATHGRYFFE M6	8	53	6	2	53	19	396	253
2 CRAIGHELEN M1	8	52	7	1	52	20	382	277
3 BROOMHILL M3	8	41	5	3	41	31	350	337
4 FORT MATILDA M4	8	39	5	3	39	33	356	321
5 THORN PARK M4	8	36	4	4	36	36	335	333
6 WHITECRAIGS M6	8	35	4	4	35	37	321	321
7 DL HAMILTON M7	8	33	3	5	33	39	309	314
8 ARDGOWAN M2	8	32	2	6	32	40	349	356
9 CAMBUSLANG M4	8	3	0	8	3	69	139	425

**DIVISION 8B**

	P	PTS	M+	M-	S+	S-	G+	G-
1 GIFFNOCK M5	7	57	7	0	57	6	367	161
2 WESTERTON M1	7	40	4	3	40	23	323	263
3 CARDROSS M3	7	35	5	2	35	28	294	275
4 BUSBY M3	7	33	5	2	27	27	269	259
5 TITWOOD M5	7	33	4	3	33	30	282	273
6 STEPPS M3	7	20	1	6	20	43	218	328
7 DL GLASGOW WEST END M3	7	18	1	6	18	45	251	337
8 UDDINGSTON M4	7	16	1	6	13	41	237	345

**DIVISION 8D**

	P	PTS	M+	M-	S+	S-	G+	G-
1 HILLHEAD M6	8	56	8	0	56	16	385	248
2 MILNGAVIE M5	8	56	6	2	56	16	394	233
3 RUTHERGLEN M7	8	48	6	2	48	24	374	288
4 WHITECRAIGS M7	8	34	5	3	34	38	302	317
5 KIRKTONHILL M2	8	34	3	5	34	38	308	319
6 HELENSBURGH M4	8	29	4	4	29	43	273	335
7 KILMACOLM M4	8	26	2	6	26	46	278	368
8 NUFFIELD MILNGAVIE M4	8	23	0	8	23	49	267	356
9 STRATHAVEN M4	8	18	2	6	18	54	250	367

# GLASGOW PROPERTY LETTING WEST OF SCOTLAND SUMMER DOUBLES LEAGUES - Final Standings

## WOMEN

DIVISION 2A									DIVISION 2B										
P	PTS	M+	M-	S+	S-	G+	G-		P	PTS	M+	M-	S+	S-	G+	G-			
1	WESTERN W4	8	57	7	1	57	15	379	220	1	CLARKSTON W2	7	38	5	2	38	25	305	261
2	WOODEND W1	8	55	7	1	55	17	391	254	2	THORN PARK W3	7	38	5	2	38	25	308	262
3	KELVINGROVE W	8	54	7	1	54	18	382	223	3	TITWOOD W2	7	35	5	2	35	28	324	273
4	STRATHGRYFFE W4	8	40	4	4	40	32	328	308	4	STRATHGRYFFE W3	7	33	4	3	33	30	307	279
5	GU STAFF W1	8	32	3	5	32	40	272	320	5	BROOMHILL W1	7	30	3	4	30	33	272	299
6	MOUNT VERNON W1	8	29	4	4	29	43	304	351	6	KILMACOLM W1	7	30	2	5	30	33	283	313
7	HELENSBURGH W1	8	29	2	6	29	43	281	335	7	WOODEND W2	7	26	3	4	26	37	261	311
8	DL HAMILTON W2	8	16	1	7	16	56	265	387	8	DL GLASGOW WEST END W2	7	22	1	6	22	41	258	320
9	CARDROSS W1	8	12	1	7	12	60	205	409		GIFFNOCK W2								Matches void
DIVISION 3A									DIVISION 3B										
P	PTS	M+	M-	S+	S-	G+	G-		P	PTS	M+	M-	S+	S-	G+	G-			
1	HILLHEAD W2	8	53	8	0	53	19	384	262	1	LENZIE W1	8	57	7	1	57	15	401	262
2	BISHOPTON W1	8	49	7	1	49	23	356	240	2	MILNGAVIE W1	8	57	7	1	57	15	396	195
3	RUTHERGLEN W2	8	42	5	3	42	30	349	301	3	KIRKHILL W1	8	46	6	2	46	26	356	284
4	WHITCRAIGS W3	8	38	4	4	38	34	325	319	4	UDDINGSTON W1	8	42	5	3	42	30	339	285
5	STRATHGRYFFE W5	8	36	4	4	36	36	300	324	5	BUSBY W1	8	35	4	4	35	37	310	317
6	STEPS W1	8	35	3	5	35	37	344	332	6	LANGSIDE W1	8	32	3	5	32	40	300	339
7	CLARKSTON W3	8	33	3	5	33	39	331	338	7	BISHOPBRIGGS W1	8	23	3	5	23	49	283	370
8	BEARSDEN W2	8	19	2	6	19	53	252	374	8	DL HAMILTON W3	8	20	1	7	20	52	239	389
9	DL RENFREW W3	8	19	0	8	19	53	236	387	9	NUFFIELD MILNGAVIE W1	8	12	0	8	12	60	209	392
DIVISION 4A									DIVISION 4B										
P	PTS	M+	M-	S+	S-	G+	G-		P	PTS	M+	M-	S+	S-	G+	G-			
1	NEWLANDS W4	8	56	8	0	56	16	388	190	1	HAMILTON W1	8	53	7	1	53	19	386	272
2	WESTERN W5	8	49	7	1	49	23	375	271	2	RUTHERGLEN W3	8	49	7	1	49	23	375	267
3	QUEEN'S PARK CTC W2	8	40	5	3	40	32	324	277	3	STRATHGRYFFE W6	8	42	5	3	42	30	363	297
4	THORN PARK W4	8	39	5	3	39	33	346	318	4	DRUMCHAPEL W1	8	40	4	4	40	32	353	331
5	KIRKTONHILL W1	8	35	4	4	35	37	286	304	5	CRAIGHELEN W1	8	36	5	3	36	36	327	316
6	WOODEND W4	8	35	2	6	35	37	301	336	6	DL GLASGOW WEST END W3	8	35	3	5	35	37	332	324
7	UPLAWMOOR W1	8	26	3	5	26	46	270	357	7	WOODEND W3	8	34	2	6	34	38	305	329
8	STRATHGRYFFE W7	8	24	1	7	24	48	287	378	8	TITWOOD W3	8	31	3	5	31	41	311	333
9	WHITCRAIGS W4	8	20	1	7	20	52	230	376	9	CARDROSS W2	8	4	0	8	4	68	148	431
DIVISION 5A									DIVISION 5B										
P	PTS	M+	M-	S+	S-	G+	G-		P	PTS	M+	M-	S+	S-	G+	G-			
1	WESTERN W6	8	58	8	0	58	14	415	210	1	GIFFNOCK W3	8	58	8	0	58	14	399	235
2	BROOMHILL W2	8	53	7	1	53	19	379	259	2	MOUNT VERNON W2	8	50	6	2	50	22	370	249
3	CLARKSTON W4	8	45	6	2	45	27	350	296	3	LANGSIDE W2	8	45	5	3	45	27	361	251
4	UDDINGSTON W2	8	44	5	3	44	28	348	312	4	BUSBY W2	8	40	5	3	40	32	343	322
5	KILMACOLM W2	8	33	4	4	33	39	314	320	5	DL RENFREW W4	8	38	4	4	38	34	341	315
6	HILLHEAD W3	8	33	3	5	33	39	310	339	6	DL HAMILTON W4	8	33	4	4	33	39	301	332
7	WOODEND W5	8	29	2	6	29	43	286	331	7	CRAIGHELEN W2	8	30	2	6	30	42	304	339
8	STRATHGRYFFE W8	8	20	1	7	20	52	261	392	8	WESTERTON W1	8	16	1	7	16	56	190	382
9	NUFFIELD MILNGAVIE W2	8	9	0	8	9	63	207	411	9	LENZIE W2	8	14	1	7	14	58	203	387
DIVISION 6A									DIVISION 6B										
P	PTS	M+	M-	S+	S-	G+	G-		P	PTS	M+	M-	S+	S-	G+	G-			
1	STRATHAVEN W1	8	59	8	0	59	13	415	181	1	LANARK W1	8	55	8	0	55	17	396	239
2	WHITCRAIGS W5	8	53	6	2	53	19	365	260	2	DL HAMILTON W5	8	46	6	2	46	26	341	262
3	THORN PARK W5	8	45	6	2	45	27	354	287	3	RUTHERGLEN W4	8	39	4	4	39	33	330	307
4	GIFFNOCK W4	8	38	5	3	38	34	316	302	4	HAMILTON W2	8	38	4	4	38	34	323	325
5	SPRINGWELLS W	8	38	5	3	38	34	305	292	5	FORT MATILDA W2	8	36	4	4	36	36	338	330
6	HILLHEAD W4	8	33	3	5	33	39	303	326	6	DL GLASGOW WEST END W4	8	32	3	5	32	40	323	336
7	RUTHERGLEN W5	8	26	1	7	26	46	282	364	7	EAST KILBRIDE W1	8	29	3	5	29	43	264	342
8	HELENSBURGH W2	8	17	1	7	17	55	231	369	8	CAMBUSLANG W1	8	29	3	5	29	43	286	336
9	GU STAFF W2	8	15	1	7	15	57	197	387	9	MOUNT VERNON W3	8	20	1	7	20	52	261	385

DIVISION 7A		P	PTS	M+	M-	S+	S-	G+	G-
1	BISHOPTON W2	7	49	6	1	49	14	335	195
2	LANGSIDE W3	7	46	6	1	46	17	337	206
3	UDDINGSTON W3	7	45	5	2	45	18	344	212
4	KILMACOLM W3	7	33	5	2	33	30	278	258
5	BROOMHILL W3	7	26	3	4	26	37	228	285
6	STEPPS W2	7	25	2	5	25	38	270	315
7	BEARSDEN W4	7	19	1	6	19	44	209	323
8	MARYHILL PARK CTC W	7	9	0	7	9	54	146	353
9	CARDROSS W3								Team withdrawn

DIVISION 7B		P	PTS	M+	M-	S+	S-	G+	G-
1	MILNGAVIE W2	8	66	8	0	66	6	416	140
2	DRUMCHAPEL W2	8	59	7	1	59	13	403	187
3	TITWOOD W5	8	41	4	4	41	31	333	299
4	WOODEND W6	8	37	5	3	37	35	309	315
5	RUTHERGLEN W6	8	33	4	4	33	39	310	338
6	KIRKHILL W2	8	25	3	5	25	47	266	360
7	NEWLANDS W6	8	24	3	5	24	48	272	381
8	WESTERN W7	8	21	2	6	21	51	245	382
9	LENZIE W3	8	18	0	8	18	54	232	384

DIVISION 7C		P	PTS	M+	M-	S+	S-	G+	G-
1	NEWLANDS W5	6	51	6	0	51	3	321	91
2	LANARK W2	6	39	5	1	39	14	276	169
3	THORN PARK W6	6	33	4	2	33	21	253	180
4	WHITECRAIGS W6	6	32	3	3	32	22	259	206
5	GIFFNOCK W5	6	21	2	4	21	32	209	218
6	TITWOOD W6	6	8	1	5	8	45	89	284
7	EAST KILBRIDE W2	6	3	0	6	3	50	59	318

DIVISION 7D		P	PTS	M+	M-	S+	S-	G+	G-
1	TITWOOD W4	7	50	6	1	50	13	344	196
2	BISHOPBRIGGS W2	7	44	6	1	44	19	335	240
3	GLASGOW CTC W1	7	42	5	2	42	21	326	211
4	DRUMCHAPEL W3	7	38	4	3	38	25	310	249
5	BEARSDEN W3	7	36	4	3	36	27	300	261
6	MILNGAVIE W3	7	19	1	6	19	44	211	320
7	CAMBUSLANG W2	7	14	2	5	14	49	181	336
8	HILLHEAD W5	7	9	0	7	9	54	168	362

## END OF SUMMER SEASON PLAYOFFS



MEN	HOME TEAM	AWAY TEAM
<b>PROMOTION / RELEGATION</b>	PREMIER / DIVISION 1/1	RUTHERGLEN M1
	DIVISION 1/1 / DIVISION 1/2	WESTERN M2
	DIVISION 1/2 / DIVISION 2A	HELENSBURGH M1
	DIVISION 1/2 / DIVISION 2B	NUFFIELD MILNGAVIE M1
	4 5	MILNGAVIE M1
	3 6	CLARKSTON M1
	3 6	FORT MATILDA M1
	8 1	QUEEN'S PARK CTC M1

<b>CHAMPIONSHIP</b>	DIVISION 2	DRUMCHAPEL M1	1 8	HILLHEAD M2	
	DIVISION 3	CAMBUSLANG M2	3 6	HILLHEAD M3	
	DIVISION 4	DL HAMILTON M4	9 0	WESTERN M5	
	DIVISION 5	STRATHAVEN M2	4 5	LENZIE M1	
	DIVISION 6	RR	9 0	BUSBY M2	
		RR	1 8	NUFFIELD MILNGAVIE M2	
		RR	4 5	HILLHEAD M5	
	DIVISION 7	SF 1	GLASGOW CTC M1	3 6	STRATHGRYFFE M6
		SF 2	QUEENS PARK CTC M3	6 3	RUTHERGLEN M5
		F	STRATHGRYFFE M6	4 5	QUEENS PARK CTC M3
	DIVISION 8	SF 1	STEPPS M2	6 3	HILLHEAD M6
		SF 2	RUTHERGLEN M6	2 7	GIFFNOCK M5
		F	STEPPS M2	6 3	GIFFNOCK M5

WOMEN	HOME TEAM	AWAY TEAM
<b>PROMOTION / RELEGATION</b>	PREMIER / DIVISION 1/1	NEWLANDS W2
	DIVISION 1/1 / DIVISION 1/2	STRATHGRYFFE W2
	DIVISION 1/2 / DIVISION 2A	RUTHERGLEN W1
	DIVISION 1/2 / DIVISION 2B	FORT MATILDA W1
	6 3	DL GLASGOW W.E. W1
	4 5	NEWLANDS W3
	5 4	WOODEND W1
	6 3	THORN PARK W3

<b>CHAMPIONSHIP</b>	DIVISION 2	CLARKSTON W2	5 4	WESTERN W4	
	DIVISION 3	LENZIE W1	9 0	HILLHEAD W2	
	DIVISION 4	HAMILTON W1	5 4	NEWLANDS W4	
	DIVISION 5	GIFFNOCK W3	2 7	WESTERN W6	
	DIVISION 6	LANARK W1	4 5	STRATHAVEN W1	
	DIVISION 7	SF 1	BISHOPTON W2	5 4	TITWOOD W4
		SF 2	NEWLANDS W5	5 4	MILNGAVIE W2
		F	BISHOPTON W2	0 9	NEWLANDS W5

# 2023 WEST OF SCOTLAND SUMMER YOUTH LEAGUES - Final Standings

## GROUP WINNERS' PLAYOFFS

	P	PTS	M+	M=	M-	S+	S-	G+	G-
1 NEWLANDS 8UMX-1	3	6	3	0	0	21	3	220	116
2 GIFFNOCK 8UMX-1	3	4	2	0	1	15	9	209	143
3 DRUMCHAPEL 8UMX	3	2	1	0	2	6	18	141	220
4 RUTHERGLEN 8UMX-1	3	0	0	0	3	6	18	147	238

## BLUE GROUP

	P	PTS	M+	M=	M-	S+	S-	G+	G-
1 RUTHERGLEN 8UMX-1	6	12	6	0	0	81	15	903	451
2 THORN PARK 8UMX	6	10	5	0	1	54	26	663	507
3 NEWLANDS 8UMX-2	6	8	4	0	2	68	28	743	457
4 WESTERN 8UMX-2	6	4	2	0	4	7	57	223	545
5 KILMARNOCK 8UMX	6	4	2	0	4	36	60	618	720
6 DL HAMILTON 8UMX	6	2	1	0	5	5	43	102	423
7 NEWLANDS 8UMX-3	6	2	1	0	5	21	43	392	541

## GREEN GROUP

	P	PTS	M+	M=	M-	S+	S-	G+	G-
1 DRUMCHAPEL 8UMX	5	8	4	0	1	58	22	696	516
2 RUTHERGLEN 8UMX-2	5	8	4	0	1	46	34	653	569
3 LENZIE 8UMX	5	6	3	0	2	47	33	610	556
4 GIFFNOCK 8UMX-2	5	5	2	1	2	38	42	605	593
5 WHITECRAIGS 8UMX-2	5	2	0	2	3	17	47	402	592
6 UDDINGSTON 8UMX	5	1	0	1	4	18	46	341	481

## GOLD GROUP WINNERS' PLAYOFFS (MIXED)

SF	GIFFNOCK 9UMX-1	beat	WESTERN 9UMX-1	7-3
SF	NEWLANDS 9UMX-1	beat	WHITECRAIGS 9UMX-1	6-4
FINAL	GIFFNOCK 9UMX-1	beat	NEWLANDS 9UMX-1	10-0

## GOLD 'A' GROUP

	P	PTS	M+	M=	M-	S+	S-	G+	G-
1 GIFFNOCK 9UMX-1	5	10	5	0	0	97	11	744	349
2 WHITECRAIGS 9UMX	5	8	4	0	1	72	50	724	628
3 THORN PARK 9UMX	5	4	2	0	3	48	67	572	700
4 NEWLANDS 9UMX-2	5	4	2	0	3	50	67	672	718
5 KILMARNOCK 9UMX	5	4	2	0	3	45	74	612	741
6 STRATHGRYFFE 9UMX	5	0	0	0	5	35	78	532	720

## SILVER GROUP WINNERS' PLAYOFFS (MIXED)

SF	HAMILTON 9UMX	beat	DRUMCHAPEL 9UMX	7-3
SF	WOODEND 9UMX	beat	DL HAMILTON 9UMX	5-5 *
FINAL	WOODEND 9UMX	beat	HAMILTON 9UMX	5-5 *

\* shoot-out

## SILVER 'A' GROUP

	P	PTS	M+	M=	M-	S+	S-	G+	G-
1 WOODEND 9UMX	4	8	4	0	0	63	27	536	380
2 DRUMCHAPEL 9UMX	4	5	2	1	1	60	23	471	267
3 LANGSIDE 9UMX	4	4	1	2	1	37	27	316	233
4 BEARSDEN 9UMX	4	2	1	0	3	16	66	225	477
5 TITWOOD 9UMX	4	1	0	1	3	16	49	192	383

## 8 & UNDER RED



## PURPLE GROUP

	P	PTS	M+	M=	M-	S+	S-	G+	G-
1 GIFFNOCK 8UMX-1	6	12	6	0	0	87	9	908	328
2 WOODEND 8UMX	6	8	4	0	2	63	33	758	562
3 WESTERN 8UMX-1	6	8	4	0	2	62	34	758	616
4 BEARSDEN 8UMX	6	7	3	1	2	39	53	600	714
5 CAMBUSLANG 8UMX	6	4	2	0	4	36	56	570	672
6 BUSBY 8UMX	6	3	1	1	4	34	62	612	769
7 BISHOPTON 8UMX	6	0	0	0	6	11	85	367	912

## RED GROUP

	P	PTS	M+	M=	M-	S+	S-	G+	G-
1 NEWLANDS 8UMX-1	6	12	6	0	0	96	0	882	274
2 STRATHGRYFFE 8UMX	6	10	5	0	1	69	27	746	482
3 WHITECRAIGS 8UMX-1	6	7	3	1	2	40	36	565	548
4 PRESTWICK 8UMX	6	6	3	0	3	48	48	534	569
5 RUTHERGLEN 8UMX-3	6	4	2	0	4	39	57	673	745
6 HILLHEAD 8UMX	6	3	1	1	4	23	57	375	564
7 EAST KILBRIDE 8UMX	6	0	0	0	6	1	91	214	807

## 9 & UNDER ORANGE



## GOLD 'B' GROUP

	P	PTS	M+	M=	M-	S+	S-	G+	G-
1 NEWLANDS 9UMX-1	5	10	5	0	0	92	13	699	324
2 WESTERN 9UMX	5	8	4	0	1	77	38	727	513
3 RUTHERGLEN 9UMX	5	6	3	0	2	72	40	668	499
4 GIFFNOCK 9UMX-2	5	4	2	0	3	54	54	584	587
5 PRESTWICK 9UMX	5	1	0	1	4	5	77	154	533
6 BUSBY 9UMX	5	1	0	1	4	2	80	200	576

## GIRLS ONLY GROUP

	P	PTS	M+	M=	M-	S+	S-	G+	G-
1 WHITECRAIGS G9U	4	8	4	0	0	39	6	304	141
2 RUTHERGLEN G9U	4	6	3	0	1	26	17	261	230
3 STRATHGRYFFE G9U	4	4	2	0	2	23	26	266	267
4 NEWLANDS G9U	4	2	1	0	3	19	28	228	272
5 WESTERN G9U	4	0	0	0	4	6	36	142	291

## SILVER 'B' GROUP

	P	PTS	M+	M=	M-	S+	S-	G+	G-
1 HAMILTON 9UMX	4	8	4	0	0	67	19	551	296
2 DL HAMILTON 9UMX	4	6	3	0	1	51	35	469	423
3 LENZIE 9UMX	4	4	2	0	2	44	40	412	376
4 CLARKSTON 9UMX	4	2	1	0	3	38	55	485	559
5 EAST KILBRIDE 9UMX	4	0	0	0	4	17	68	243	506

## GOLD GROUP WINNERS' PLAYOFFS (MIXED)

SF	GIFFNOCK 10UMX-1	beat	RUTHERGLEN 10UMX	3-3 *
SF	THORN PARK 10UMX	beat	WESTERN 10UMX	4-2
FINAL	<b>GIFFNOCK 10UMX-1</b>	beat	THORN PARK 10UMX	6-0

\* shoot-out

### GOLD 'A' GROUP

	P	PTS	M+	M=	M-	S+	S-	G+	G-
1	GIFFNOCK 10UMX-1	5	<b>10</b>	5	0	0	56	7	265 68
2	WESTERN 10UMX	5	<b>8</b>	4	0	1	48	17	225 132
3	WOODEND 10UMX	5	<b>6</b>	3	0	2	43	21	200 135
4	BUSBY 10UMX	5	<b>4</b>	2	0	3	21	40	145 177
5	STRATHGRYFFE 10UMX	5	<b>2</b>	1	0	4	20	43	148 200
6	HILLHEAD 10UMX	5	<b>0</b>	0	0	5	0	60	33 304

### GOLD 'B' GROUP

	P	PTS	M+	M=	M-	S+	S-	G+	G-
1	THORN PARK 10UMX-1	5	<b>10</b>	5	0	0	48	16	246 96
2	RUTHERGLEN 10UMX	5	<b>8</b>	4	0	1	49	18	229 142
3	NEWLANDS 10UMX	5	<b>6</b>	3	0	2	38	28	185 150
4	GIFFNOCK 10UMX-2	5	<b>4</b>	2	0	3	41	25	215 149
5	WHITCRAIGS 10UMX-1	5	<b>2</b>	1	0	4	14	49	102 210
6	PRESTWICK 10UMX	5	<b>0</b>	0	0	5	4	58	55 285



## SILVER GROUP WINNERS' PLAYOFFS (MIXED)

SF	MILNGAVIE 10UMX	beat	HAMILTON 10UMX	4-2
SF	KILMARNOCK 10UMX	beat	THORN PARK 10UMX	4-2
FINAL	<b>MILNGAVIE 10UMX</b>	beat	KILMARNOCK 10UMX	3-3 *

\* shoot-out

### SILVER 'A' GROUP

	P	PTS	M+	M=	M-	S+	S-	G+	G-
1	MILNGAVIE 10UMX	4	<b>7</b>	3	1	0	29	9	137 53
2	THORN PARK 10UMX-2	4	<b>6</b>	3	0	1	31	22	156 135
3	LENZIE 10UMX	4	<b>4</b>	2	0	2	26	29	136 133
4	BEARSDEN 10UMX	4	<b>2</b>	1	0	3	22	31	143 152
5	TITWOOD 10UMX	4	<b>1</b>	0	1	3	10	27	56 155

### 2-PLAYER TEAM GROUP

	P	PTS	M+	M=	M-	S+	S-	G+	G-
1	<b>DRUMCHAPEL 10UMX</b>	6	<b>12</b>	6	0	0	36	0	156 8
2	CLARKSTON 10UMX	6	<b>8</b>	4	0	2	22	14	98 73
3	WHITCRAIGS 10UMX-2	6	<b>4</b>	2	0	4	20	22	117 94
4	BISHOPTON 10UMX	6	<b>0</b>	0	0	6	0	42	8 204

### SILVER 'B' GROUP

	P	PTS	M+	M=	M-	S+	S-	G+	G-
1	KILMARNOCK 10UMX	3	<b>6</b>	3	0	0	36	0	144 29
2	HAMILTON 10UMX	3	<b>4</b>	2	0	1	24	13	106 67
3	THORN PARK 10UMX-3	3	<b>2</b>	1	0	2	13	24	77 104
4	EAST KILBRIDE 10UMX	3	<b>0</b>	0	0	3	0	36	17 144

## GIRLS ONLY GROUPS

### GIRLS 'A'

	P	PTS	M+	M=	M-	S+	S-	G+	G-
1	GIFFNOCK G10U-1	4	<b>8</b>	4	0	0	22	3	94 23
2	NEWLANDS G10U	4	<b>6</b>	3	0	1	19	7	78 42
3	GIFFNOCK G10U-3	4	<b>4</b>	2	0	2	15	10	66 50
4	STRATHGRYFFE G10U	4	<b>2</b>	1	0	3	6	18	43 74
5	CLARKSTON G10U	4	<b>0</b>	0	0	4	0	24	4 96

### GIRLS 'B'

	P	PTS	M+	M=	M-	S+	S-	G+	G-
1	RUTHERGLEN G10U	4	<b>6</b>	3	0	1	19	7	82 63
2	GIFFNOCK G10U-2	4	<b>6</b>	3	0	1	14	11	92 58
3	WESTERN G10U	4	<b>4</b>	2	0	2	15	12	76 74
4	WOODEND G10U	4	<b>4</b>	2	0	2	11	16	68 87
5	WHITCRAIGS G10U	4	<b>0</b>	0	0	4	6	19	47 83

## GIRLS GROUP PLAYOFFS

### POSITIONS 1-4

SF	GIFFNOCK G10U-1	beat	GIFFNOCK G10U-2	2-1
SF	RUTHERGLEN G10-1	beat	NEWLANDS G10	2-1
3/4	GIFFNOCK G10U-2	beat	NEWLANDS G10	2-1
1/2	<b>GIFFNOCK G10U-1</b>	beat	RUTHERGLEN G10-1	2-1

### POSITIONS 5-8

SF	WOODEND G10U	beat	GIFFNOCK G10U-3	2-1
SF	WESTERN G10U	beat	STRATHGRYFFE G10U	3-0
7/8	GIFFNOCK G10U-3	beat	STRATHGRYFFE G10U	3-0
5/6	WESTERN G10U	beat	WOODEND G10U	2-1

### POSITIONS 9-10

WHITCRAIGS G10U	beat	CLARKSTON G10U	3-0
-----------------	------	----------------	-----



## BOYS CHAMPIONSHIP PLAYOFFS

SF THORN PARK B12 beat KILMARNOCK B12 w/o  
 SF WESTERN B12 beat STRATHGRYFFE B12 6-0

FINAL THORN PARK B12 beat WESTERN B12 w/o

# 12 & UNDER YELLOW

### BOYS DIVISION 1A

	P	PTS	M+	M=	M-	S+	S-	G+	G-
1 THORN PARK B12-1	3	6	3	0	0	29	9	205	114
2 WESTERN B12-1	3	4	2	0	1	25	13	182	101
3 GIFFNOCK B12	3	2	1	0	2	18	22	151	172
4 CAMBUSLANG B12	3	0	0	0	3	4	32	41	192

### BOYS DIVISION 1B

	P	PTS	M+	M=	M-	S+	S-	G+	G-
1 STRATHGRYFFE B12	3	4	2	0	1	19	18	154	143
2 KILMARNOCK B12-1	3	4	2	0	1	19	19	135	151
3 NEWLANDS B12	3	2	1	0	2	19	19	139	121
4 RUTHERGLEN B12-1	3	2	1	0	2	19	20	121	134

### BOYS DIVISION 2

	P	PTS	M+	M=	M-	S+	S-	G+	G-
1 CLARKSTON B12-1	5	10	5	0	0	53	13	255	127
2 KILMARNOCK B12-2	5	8	4	0	1	47	22	209	128
3 RUTHERGLEN B12-2	5	6	3	0	2	32	39	224	231
4 WESTERN B12-2	5	4	2	0	3	38	33	230	187
5 TITWOOD B12	5	1	0	1	4	19	47	128	216
6 HAMILTON B12	5	1	0	1	4	14	49	79	236

### BOYS DIVISION 3

	P	PTS	M+	M=	M-	S+	S-	G+	G-
1 THORN PARK B12-2	4	8	4	0	0	41	10	278	111
2 CLARKSTON B12-2	4	5	2	1	1	24	9	182	95
3 CLARKSTON B12-3	4	4	2	0	2	24	20	144	142
4 DL HAMILTON B12	4	2	0	2	2	1	24	20	142
5 EAST KILBRIDE B12	4	1	0	1	3	5	32	55	189

## BOYS 2-PLAYER TEAM GROUPS

### BOYS 'A'

	P	PTS	M+	M=	M-	S+	S-	G+	G-
1 LANARK B12	3	6	3	0	0	18	0	108	17
2 LENZIE B12	3	4	2	0	1	10	9	70	75
3 WHITECRAIGS B12-1	3	2	1	0	2	8	12	77	94
4 STEPPS B12	3	0	0	0	3	2	17	39	108

### BOYS 'B'

	P	PTS	M+	M=	M-	S+	S-	G+	G-
1 WOODEND B12	2	4	2	0	0	12	0	60	8
2 BEARSDEN B12U	2	2	1	0	1	6	9	25	53
3 WESTERN B12-3	2	0	0	0	2	3	12	21	45

#### POSITIONS 1 - 4

SF LANARK B12	beat	BEARSDEN B12	3-0
SF LENZIE B12	beat	WOODEND B12	2-1
3/4 WOODEND B12	beat	BEARSDEN B12	3-0
1/2 LENZIE B12	beat	LANARK B12	2-1

#### POSITIONS 5-8

SF STEPPS B12	beat	WESTERN B12	3-0
SF WHITECRAIGS B12			bye
7/8 WESTERN B12			bye
5/6 WHITECRAIGS B12	beat	STEPPS B12	2-1

## SUMMER SEASON STATS.

PARTICIPATING CLUBS	31
NUMBER OF TEAMS	221
NUMBER OF CAPTAINS	151
NUMBER OF MATCHES	489
NUMBER OF PLAYERS	895

## GIRLS CHAMPIONSHIP PLAYOFFS

SF STRATHGRYFFE G12 beat BUSBY G12 6-0  
 SF KILMARNOCK G12 beat WESTERN G12 5-1

FINAL STRATHGRYFFE G12 beat KILMARNOCK G12 5-1

### GIRLS DIVISION 1A

	P	PTS	M+	M=	M-	S+	S-	G+	G-
1 STRATHGRYFFE G12	3	6	3	0	0	24	3	91	26
2 WESTERN G12	3	4	2	0	1	20	18	143	114
3 NEWLANDS G12	3	2	1	0	2	10	16	89	111
4 THORN PARK G12-1	3	0	0	0	3	12	29	97	169

#### POSITIONS 5/6

NEWLANDS G12 beat EAST KILBRIDE G12 5-1

### GIRLS 2-PLAYER TEAM GROUPS

#### DIVISION 2

	P	PTS	M+	M=	M-	S+	S-	G+	G-
1 CLARKSTON G12-1	4	8	4	0	0	24	0	144	4
2 HAMILTON G12	4	6	3	0	1	16	9	110	93
3 RUTHERGLEN G12	4	3	1	1	2	8	10	61	69
4 WHITECRAIGS G12	4	2	1	0	3	5	21	45	135
5 BUSBY G12-2	4	1	0	1	3	4	17	50	109

#### GIRLS 3A

	P	PTS	M+	M=	M-	S+	S-	G+	G-
1 HILLHEAD G12	3	6	3	0	0	18	0	109	40
2 UDDINGSTON G12-2	3	4	2	0	1	9	10	81	72
3 CLARKSTON G12-2	3	2	1	0	2	6	12	63	90
4 WOODEND G12	3	0	0	0	3	4	15	47	98

#### POSITIONS 1-4

SF DRUMCHAPEL G12 beat HILLHEAD G12 3-0  
 SF UDDINGSTON G12-1 beat UDDINGSTON G12-2 2-1

3/4 HILLHEAD G12 beat UDDINGSTON G12-2 w/o  
 1/2 DRUMCHAPEL G12 beat UDDINGSTON G12-1 2-1

## 12 & UNDER YELLOW

### GIRLS DIVISION 1B

	P	PTS	M+	M=	M-	S+	S-	G+	G-
1 KILMARNOCK G12	3	6	3	0	0	26	11	178	89
2 BUSBY G12-1	3	4	2	0	1	15	12	110	92
3 GIFFNOCK G12	3	2	1	0	2	22	16	153	127
4 EAST KILBRIDE G12	3	0	0	0	3	0	24	11	144



### GIRLS 3B

	P	PTS	M+	M=	M-	S+	S-	G+	G-
1 UDDINGSTON G12-1	3	6	3	0	0	17	3	106	34
2 DRUMCHAPEL G12	3	4	2	0	1	15	5	98	37
3 CLARKSTON G12-3	3	2	1	0	2	6	12	47	72
4 DL HAMILTON G12	3	0	0	0	3	0	18	0	108



## BOYS CHAMPIONSHIP PLAYOFFS

SF	GIFFNOCK B16-1	beat	HAMILTON B16	6-0
SF	HILLHEAD B16-1	beat	RUTHERGLEN B16-1	6-0
FINAL	<b>GIFFNOCK B16-1</b>	beat	HILLHEAD B16-1	5-1

# 16 & UNDER YELLOW

### BOYS DIVISION 1A

	P	PTS	M+	M=	M-	S+	S-	G+	G-
1	GIFFNOCK B16-1	4	<b>8</b>	4	0	0	44	5	285 100
2	HILLHEAD B16	4	<b>6</b>	3	0	1	36	17	241 134
3	STRATHGRYFFE B16-1	4	<b>4</b>	2	0	2	21	28	159 198
4	PRESTWICK B16	4	<b>2</b>	1	0	3	16	34	119 242
5	RUTHERGLEN B16-2	4	<b>0</b>	0	0	4	10	43	136 266

### BOYS DIVISION 1B

	P	PTS	M+	M=	M-	S+	S-	G+	G-
1	RUTHERGLEN B16-1	4	<b>8</b>	4	0	0	48	0	289 49
2	HAMILTON B16-1	4	<b>6</b>	3	0	1	31	18	243 187
3	THORN PARK B16-1	4	<b>4</b>	2	0	2	18	35	201 271
4	NEWLANDS B16	4	<b>2</b>	1	0	3	14	39	173 287
5	GIFFNOCK B16-2	4	<b>0</b>	0	0	4	16	35	139 251

### BOYS DIVISION 2

	P	PTS	M+	M=	M-	S+	S-	G+	G-
1	WHITCRAIGS B16-1	5	<b>10</b>	5	0	0	60	2	357 65
2	FORT MATILDA B16	5	<b>8</b>	4	0	1	48	12	302 112
3	WESTERN B16	5	<b>6</b>	3	0	2	34	33	274 251
4	CLARKSTON B16	5	<b>4</b>	2	0	3	24	42	210 312
5	CAMBUSLANG B16	5	<b>2</b>	1	0	4	17	48	133 317
6	UDDINGSTON B16-1	5	<b>0</b>	0	0	5	8	54	117 336



### BOYS DIVISION 3A

	P	PTS	M+	M=	M-	S+	S-	G+	G-
1	STRATHGRYFFE B16-2	4	<b>8</b>	4	0	0	42	8	274 142
2	HAMILTON B16-2	4	<b>6</b>	3	0	1	31	20	237 178
3	EAST KILBRIDE B16	4	<b>4</b>	2	0	2	18	36	157 248
4	MILNGAVIE B16	4	<b>2</b>	1	0	3	22	33	207 241
5	DRUMCHAPEL B16	4	<b>0</b>	0	0	4	19	35	172 238

### BOYS DIVISION 3B

	P	PTS	M+	M=	M-	S+	S-	G+	G-
1	TITWOOD B16	4	<b>7</b>	3	1	0	14	11	94 75
2	THORN PARK B16-2	4	<b>6</b>	3	0	1	39	13	281 149
3	STEPPS B16	4	<b>4</b>	1	2	1	20	29	155 199
4	RUTHERGLEN B16-3	4	<b>3</b>	1	1	2	23	17	190 171
5	WHITCRAIGS B16-2	4	<b>0</b>	0	0	4	6	32	74 200

### BOYS 2-PLAYER TEAM GROUP

	P	PTS	M+	M=	M-	S+	S-	G+	G-
1	WOODEND B16	4	<b>8</b>	4	0	0	21	7	99 50
2	BUSBY B16	4	<b>6</b>	3	0	1	22	5	124 33
3	LENZIE B16	4	<b>4</b>	2	0	2	15	10	85 50
4	BEARSDEN B16U	4	<b>2</b>	1	0	3	6	18	34 88
5	BISHOPTON B16	4	<b>0</b>	0	0	4	0	24	7 128



## GIRLS CHAMPIONSHIP GROUP

# 16 & UNDER YELLOW

### DIVISION 1

	P	PTS	M+	M=	M-	S+	S-	G+	G-
1 HILLHEAD G16	6	12	6	0	0	60	14	357	129
2 NEWLANDS G16	6	8	4	0	2	54	19	337	159
3 PRESTWICK G16	6	8	4	0	2	46	26	306	211
4 WESTERN G16-1	6	6	3	0	3	41	34	274	232
5 HAMILTON G16-1	6	4	2	0	4	32	44	259	287
6 GIFFNOCK G16-1	6	4	2	0	4	24	48	192	328
7 THORN PARK G16	6	0	0	0	6	0	72	54	433



### GIRLS 2-PLAYER TEAM GROUPS

#### DIVISION 2A

	P	PTS	M+	M=	M-	S+	S-	G+	G-
1 STRATHGRYFFE G16-1	4	8	4	0	0	22	3	136	39
2 CAMBUSLANG G16	4	6	3	0	1	15	11	103	90
3 RUTHERGLEN G16	4	4	2	0	2	15	10	111	76
4 CLARKSTON G16-1	4	2	1	0	3	6	19	63	121
5 WHITECRAIGS G16-2	4	0	0	0	4	5	20	45	132

#### DIVISION 2B

	P	PTS	M+	M=	M-	S+	S-	G+	G-
1 FORT MATILDA G16	4	8	4	0	0	22	5	132	68
2 WOODEND G16	4	6	3	0	1	22	4	139	35
3 WHITECRAIGS G16-1	4	4	2	0	2	13	12	87	94
4 CLARKSTON G16-2	4	2	1	0	3	4	21	74	138
5 TITWOOD G16	4	0	0	0	4	3	22	46	143

#### DIVISION 2 GROUP WINNERS PLAYOFF

STRATHGRYFFE G16-1 beat FORT MATILDA G16 3-0

#### DIVISION 3 GROUP WINNERS PLAYOFF

GIFFNOCK G16-2 beat DRUMCHAPEL G16 2-1

#### DIVISION 3A

	P	PTS	M+	M=	M-	S+	S-	G+	G-
1 DRUMCHAPEL G16	5	10	5	0	0	28	5	170	71
2 CLARKSTON G16-4	5	8	4	0	1	27	6	173	63
3 WHITECRAIGS G16-3	5	6	3	0	2	15	15	114	110
4 DL HAMILTON B16	5	4	2	0	3	14	18	116	127
5 STRATHGRYFFE G16-2	5	2	1	0	4	7	25	69	165
6 UDDINGSTON G16-2	5	0	0	0	5	2	24	41	147

#### DIVISION 3B

	P	PTS	M+	M=	M-	S+	S-	G+	G-
1 GIFFNOCK G16-2	5	10	5	0	0	30	1	178	39
2 CLARKSTON G16-3	5	8	4	0	1	25	8	165	81
3 WESTERN G16-2	5	6	3	0	2	19	12	127	95
4 HAMILTON G16-2	5	4	2	0	3	10	23	126	170
5 UDDINGSTON G16-1	5	2	1	0	4	10	24	86	169
6 WHITECRAIGS G16-4	5	0	0	0	5	3	29	54	182



#### AGE GROUPS

8U  
9U  
10U  
12U  
14U  
16U  
18U



30th JULY - 5th AUGUST 2023

NEWLANDS L.T.C.

ONLINE ENTRY CLOSSES 10 a.m. 16th JULY

# GLASGOW PROPERTY LETTING WEST OF SCOTLAND 60 & OVER SUMMER LEAGUES - Final standings

## MEN DIVISION 1

	P	PTS	M+	M=	M-	S+	S-	G+	G-
1 DL HAMILTON M60	6	32	6	0	0	32	4	197	91
2 HAMILTON M60-1	6	24	4	1	1	24	12	170	133
3 MILNGAVIE M60-1	6	23	3	0	3	23	13	176	125
4 STRATHGRYFFE M60-1	6	21	4	1	1	21	15	179	134
5 BEARSDEN M60	6	16	2	0	4	16	20	131	152
6 WHITECRAIGS M60	6	7	1	0	5	7	29	98	182
7 GU STAFF M60	6	3	0	0	6	3	33	82	216

## MEN DIVISION 2

	P	PTS	M+	M=	M-	S+	S-	G+	G-
1 HELENSBURGH M60	6	30	5	1	0	30	6	198	110
2 MILNGAVIE M60-2	6	24	4	1	1	24	12	174	105
3 HILLHEAD M60	6	18	3	0	3	18	18	148	150
4 LANGSIDE M60	6	16	3	0	3	16	20	134	155
5 STRATHGRYFFE M60-2	6	15	2	1	3	15	21	138	175
6 WESTERN M60	6	14	1	1	4	14	22	138	167
7 BUSBY M60	6	9	1	0	5	9	27	115	183

## MEN DIVISION 3A

	P	PTS	M+	M=	M-	S+	S-	G+	G-
1 CLARKSTON M60	6	31	5	1	0	31	5	201	78
2 WOODEND M60	6	27	4	0	2	27	9	191	115
3 TITWOOD M60-1	6	23	3	3	0	23	13	178	133
4 KILMACOLM M60	6	16	2	1	3	16	20	147	174
5 CRAIGHELEN M60	6	13	2	1	3	13	23	126	181
6 NUFFIELD MILNGAVIE M60	6	10	0	2	4	10	26	124	198
7 BISHOPTON M60	6	6	1	0	5	6	30	116	204

## MEN DIVISION 3B

	P	PTS	M+	M=	M-	S+	S-	G+	G-
1 GIFFNOCK M60	6	23	5	0	1	23	13	152	132
2 TITWOOD M60-2	6	17	2	1	3	17	19	148	154
3 DL RENFREW M60	6	15	2	1	3	15	15	134	122
4 NEWLANDS M60	6	11	1	2	3	11	19	106	132

## MEN DIVISION 3 PLAYOFF

CLARKSTON M60 beat GIFFNOCK M60 6-0

**GPL** GLASGOW  
PROPERTY  
LETTING

## WOMEN DIVISION 1

	P	PTS	M+	M=	M-	S+	S-	G+	G-
1 STRATHGRYFFE W60-1	6	29	5	0	1	29	7	202	103
2 THORN PARK W60	6	25	4	1	1	25	11	194	134
3 HILLHEAD W60-1	6	21	3	0	3	21	15	168	154
4 WESTERN W60	6	16	3	1	2	16	20	149	147
5 CLARKSTON W60	6	16	1	2	3	16	20	149	170
6 DL HAMILTON W60	6	14	2	1	3	14	22	135	178
7 TITWOOD W60-1	6	5	0	1	5	5	31	93	204

## WOMEN DIVISION 2A

	P	PTS	M+	M=	M-	S+	S-	G+	G-
1 DL RENFREW W60	6	26	4	2	0	26	10	193	123
2 GIFFNOCK W60-1	6	24	4	0	2	24	12	180	143
3 NEWLANDS W60	6	20	3	2	1	20	16	163	137
4 UPLAWMOOR W60	6	18	3	0	3	18	18	162	164
5 BROOMHILL W60	6	15	1	3	2	15	21	130	165
6 STRATHGRYFFE W60-2	6	12	0	2	4	12	24	142	176
7 GU STAFF W60	6	11	0	3	3	11	25	125	187

## WOMEN DIVISION 2B

	P	PTS	M+	M=	M-	S+	S-	G+	G-
1 CRAIGHELEN W60-1	5	28	5	0	0	28	2	171	71
2 WOODEND W60	5	21	4	0	1	21	9	160	109
3 HILLHEAD W60-2	5	15	2	1	2	15	15	143	123
4 WHITECRAIGS W60	5	13	2	1	2	13	17	116	134
5 KILMACOLM W60	5	7	1	0	4	7	23	67	153
6 RUTHERGLEN W60	5	6	0	0	5	6	24	101	168

## WOMEN DIVISION 3A

	P	PTS	M+	M=	M-	S+	S-	G+	G-
1 LANGSIDE W60	6	28	4	1	1	28	8	187	114
2 BEARSDEN W60	6	25	3	2	1	25	11	181	123
3 HELENSBURGH W60-1	6	21	4	1	1	21	15	179	139
4 NUFFIELD MILNGAVIE W60	6	19	3	0	3	19	17	162	148
5 BISHOPTON W60	6	15	2	2	2	15	21	141	176
6 CAMBUSLANG W60	6	10	0	2	4	10	26	123	181
7 CRAIGHELEN W60-2	6	8	0	2	4	8	28	100	192

## WOMEN DIVISION 3B

	P	PTS	M+	M=	M-	S+	S-	G+	G-
1 ANCHOR W60	4	17	3	0	1	17	7	126	89
2 MILNGAVIE W60	4	14	2	1	1	14	10	117	98
3 TITWOOD W60-2	4	13	2	1	1	13	11	104	113
4 BUSBY & EAST KILBRIDE W60	4	11	2	0	2	11	13	113	107
5 HELENSBURGH W60-2	4	5	0	0	4	5	19	77	130





## 2023 GLASGOW PROPERTY LETTING WINTER 60 & OVER LEAGUES - FINAL STANDINGS

### MEN

#### DIVISION 1

	P	PTS	M+	M=	M-	S+	S-	G+	G-
1 DL HAMILTON M60-1 <span style="color: gold;">★</span>	6	32	5	1	0	32	4	215	84
2 HAMILTON M60	6	24	4	0	2	24	12	173	133
3 WHITECRAIGS M60-1	6	22	4	0	2	22	14	171	141
4 STRATHGRYFFE M60	6	18	4	0	2	18	18	163	161
5 MILNGAVIE M60 1	6	17	2	1	3	17	19	159	168
6 MILNGAVIE M60 2	6	8	1	0	5	8	28	90	168
7 WESTERN M60	6	5	0	0	6	5	31	95	211

#### DIVISION 2

1 HILLHEAD M60-1	6	34	6	0	0	34	2	213	81
2 CLARKSTON M60	6	25	4	1	1	25	11	190	132
3 WOODEND M60-1	6	22	3	1	2	22	14	178	132
4 TITWOOD M60-1	6	15	3	1	2	15	21	135	171
5 CARDROSS M60	6	14	2	0	4	14	22	126	163
6 BUSBY M60	6	9	0	2	4	9	27	107	194
7 GU STAFF M60	6	7	0	1	5	7	29	119	195

#### DIVISION 3A

1 THORN PARK M60	6	33	6	0	0	33	3	190	39
2 GIFFNOCK M60	6	23	3	1	2	23	13	173	120
3 HILLHEAD M60-2	6	20	3	1	2	20	16	159	133
4 NEWLANDS M60	6	19	4	0	2	19	17	149	142
5 WHITECRAIGS M60-2	6	14	1	1	4	14	22	118	173
6 TITWOOD M60-2	6	11	2	1	3	11	25	100	183
7 BISHOPTON M60	6	6	0	0	6	6	30	93	192

#### DIVISION 3B

1 LANGSIDE M60	6	36	6	0	0	36	0	217	35
2 DL HAMILTON M60-2	6	20	2	3	1	20	16	164	149
3 DL RENFREW M60	6	19	2	2	2	19	17	157	137
4 KILMACOLM M60	6	15	1	3	2	15	21	129	175
5 HELENSBURGH M60	6	11	2	2	2	11	19	100	150
6 NUFFIELD MILNGAVIE M60	6	10	0	2	4	10	26	130	192
7 WOODEND M60-2	6	9	0	4	2	9	21	97	156

### WOMEN

#### DIVISION 1

	P	PTS	M+	M=	M-	S+	S-	G+	G-
1 WESTERN W60 <span style="color: gold;">★</span>	6	27	4	2	0	27	9	188	109
2 STRATHGRYFFE W60-1	6	25	3	3	0	25	11	186	121
3 HILLHEAD W60-1	6	23	4	1	1	23	13	188	137
4 WHITECRAIGS W60-1	6	20	3	1	2	20	16	172	142
5 THORN PARK W60	6	18	2	1	3	18	18	137	143
6 DL RENFREW W60	6	7	1	0	5	7	29	96	199
7 DL HAMILTON W60-1	6	6	0	0	6	6	30	89	205

#### DIVISION 2

1 NEWLANDS W60	7	29	5	1	1	29	13	207	141
2 CLARKSTON W60	7	26	3	2	2	26	16	219	165 <sup>57.00%</sup>
3 WOODEND W60-1	7	26	3	3	1	26	16	205	171 <sup>54.50%</sup>
4 TITWOOD W60-1	7	24	4	1	2	24	18	194	199
5 GIFFNOCK W60	7	19	3	1	3	19	23	180	195
6 BROOMHILL W60	7	19	1	2	4	19	23	194	192
7 CRAIGHELEN W60-1	7	18	2	2	3	18	24	178	201
8 STRATHGRYFFE W60-2	7	7	1	0	6	7	35	124	237

#### DIVISION 3A

1 BUSBY W60	6	23	3	3	0	23	13	176	125
2 HELENSBURGH W60-1	6	23	3	2	1	23	13	178	138
3 RUTHERGLEN W60	6	20	2	3	1	20	16	159	155
4 WOODEND W60-2	6	19	2	2	2	19	17	168	155
5 LANGSIDE W60	6	17	1	3	2	17	19	160	168
6 TITWOOD W60-2	6	17	1	3	2	17	19	150	161
7 CAMBUSLANG W60	6	7	1	0	5	7	29	103	192

#### DIVISION 3B

1 GU STAFF W60	7	37	6	0	1	37	5	242	130
2 BEARSDEN W60	7	33	6	0	1	33	9	229	120
3 CARDROSS W60	7	21	4	0	3	21	21	154	177
4 WHITECRAIGS W60-2	7	20	3	0	4	20	22	161	182
5 ANCHOR W60	7	17	3	0	4	18	24	172	178
6 KILMACOLM W60	7	17	3	0	4	17	25	157	200
7 BISHOPTON W60	7	17	3	0	4	17	25	177	192
8 HELENSBURGH W60-2	7	5	0	0	7	5	37	127	240



Company Registration Number SC251722 (Scotland)

**TENNIS WEST OF SCOTLAND  
COMPANY LIMITED BY GUARANTEE  
FINANCIAL STATEMENTS FOR THE YEAR  
ENDED  
30 SEPTEMBER 2023**

# TENNIS WEST OF SCOTLAND COMPANY LIMITED BY GUARANTEE COMPANY INFORMATION

---

<b>Directors</b>	Mr J A E Stevenson Dr B Gibson Smith Mrs C Kinloch Anderson Mr A J Lackie Mr J M MacDonald Mr R Mackenzie Mrs B Purba Mr A J Dickson
<b>Secretary</b>	Mr J A E Stevenson
<b>Company number</b>	SC251722
<b>Registered office</b>	18 Mochrum Road Newlands Glasgow G43 2QE
<b>Accountants</b>	RSM UK Tax and Accounting Limited Chartered Accountants Third Floor Centenary House 69 Wellington Street Glasgow G2 6HG

---

# ACCOUNTANT'S REPORT TO THE BOARD OF DIRECTORS OF TENNIS WEST OF SCOTLAND ON THE UNAUDITED FINANCIAL STATEMENTS FOR THE YEAR ENDED 30 SEPTEMBER 2023

---

In order to assist you to fulfil your duties under the Companies Act 2006 ("the Act"), we prepared for your approval the financial statements of Tennis West of Scotland which comprise the profit and loss account and the balance sheet in accordance with the financial reporting framework set out therein from the company's accounting records and from information and explanations you have given us.

As a practising member firm of the Institute of Chartered Accountants in England and Wales (ICAEW), we are subject to its ethical and other professional requirements which are detailed at <http://www.icaew.com/en/members/regulations-standards-and-guidance>.

This report is made solely to the Board of Directors of Tennis West of Scotland, as a body, in accordance with the terms of our engagement letter dated 3 October 2023. Our work has been undertaken solely to prepare for your approval the financial statements of Tennis West of Scotland and state those matters that we have agreed to state to them in accordance with ICAEW Technical Release 07/16 AAF. This report should not therefore be regarded as suitable to be used or relied on by any other party wishing to acquire any rights against RSM UK Tax and Accounting Limited for any purpose or in any context. Any party other than the Board of Directors which obtains access to this report or a copy and chooses to rely on this report (or any part of it) will do so at its own risk. To the fullest extent permitted by law, RSM UK Tax and Accounting Limited will accept no responsibility or liability in respect of this report to any other party and shall not be liable for any loss, damage or expense of whatsoever nature which is caused by any person's reliance on representations in this report.

It is your duty to ensure that Tennis West of Scotland has kept adequate accounting records and to prepare statutory financial statements that give a true and fair view of the assets, liabilities, financial position and profit of Tennis West of Scotland under the Act. You consider that Tennis West of Scotland is exempt from the statutory audit requirement for the year.

We have not been instructed to carry out an audit or a review of the financial statements of Tennis West of Scotland. For this reason, we have not verified the accuracy or completeness of the accounting records or information and explanations you have given to us and we do not, therefore, express any opinion on the statutory financial statements.

RSM UK Tax and Accounting Limited  
Chartered Accountants  
Third Floor  
Centenary House  
69 Wellington Street  
Glasgow  
G2 6HG

.....

**TENNIS WEST OF SCOTLAND  
COMPANY LIMITED BY GUARANTEE  
PROFIT AND LOSS ACCOUNT  
FOR THE YEAR ENDED 30 SEPTEMBER 2023**

---

	<b>2023</b>	<b>2022</b>
	<b>£</b>	<b>£</b>
<b>Turnover</b>	227,075	180,865
Other income	1,790	-
Staff costs	(54,708)	(53,017)
Other charges	(165,624)	(127,927)
Tax	(1,180)	-
<b>Profit/(loss)</b>	<u>7,353</u>	<u>(79)</u>

**BALANCE SHEET****AS AT 30 SEPTEMBER 2023**

	<b>2023</b>		<b>2022</b>	
	£	£	£	£
Current assets	230,684		221,135	
Prepayments and accrued income	45		43	
Creditors: amounts falling due within one year	<u>(5,769)</u>		<u>(2,528)</u>	
Net current assets		224,960		218,650
Accruals and deferred income		<u>(16,512)</u>		<u>(18,735)</u>
Net assets		<u>208,448</u>		<u>199,915</u>
Capital and reserves		<u>208,448</u>		<u>199,915</u>

**Notes to the financial statements****1 Employees**

The average number of persons, including directors, employed by the company during the year was as follows:

	<b>2023</b>	<b>2022</b>
	<b>Number</b>	<b>Number</b>
Employees	<u>2</u>	<u>2</u>

Tennis West of Scotland is a private company limited by guarantee incorporated in Scotland. The registered office is 18 Mochrum Road, Newlands, Glasgow, G43 2QE.

For the year ended 30 September 2023 the company was entitled to exemption from audit under section 477 of the Companies Act 2006 relating to small companies.

The members have not required the company to obtain an audit of its financial statements for the year in question in accordance with section 476.

The directors acknowledge their responsibilities for complying with the requirements of the Companies Act 2006 with respect to accounting records and the preparation of financial statements.

These financial statements have been prepared in accordance with the micro-entity provisions and in accordance with FRS 105 'The Financial Reporting Standard applicable to the Micro-entities Regime' and the provisions applicable to companies subject to the small companies regime.

The financial statements were approved by the board of directors and authorised for issue on 30<sup>th</sup> September 2023 and are signed on its behalf by:

*John A.E. Stevenson*

Mr John A E Stevenson  
**Director**

**TENNIS WEST OF SCOTLAND  
COMPANY LIMITED BY GUARANTEE  
MANAGEMENT INFORMATION  
FOR THE YEAR ENDED 30 SEPTEMBER 2023**

**THE FOLLOWING PAGES DO NOT FORM PART OF THE FINANCIAL STATEMENTS**

**TENNIS WEST OF SCOTLAND  
COMPANY LIMITED BY GUARANTEE  
DETAILED TRADING AND PROFIT AND LOSS ACCOUNT  
FOR THE YEAR ENDED 30 SEPTEMBER 2023**

		<b>2023</b>		<b>2022</b>
	£	£	£	£
<b>Turnover</b>				
Tournament income		29,098		25,187
County team income		18,440		19,177
Miscellaneous income		6,519		2,157
Competition entries		92,822		70,384
Affiliation fees		12,500		12,500
Tennis Scotland grants		16,603		10,449
Training programme income		51,093		41,011
		<u>227,075</u>		<u>180,865</u>
<b>Other Income</b>				
Bank interest received	1,790		-	
		<u>1,790</u>		<u>-</u>
<b>Staff costs</b>				
Wages and salaries	24,372		23,450	
Social security costs	4,853		5,293	
Staff pension costs defined contribution	7,529		7,170	
Directors' remuneration	17,954		17,104	
		<u>(54,708)</u>		<u>(53,017)</u>
<b>Other charges</b>				
Junior training programme	58,295		55,976	
Junior players tournament expenditure	5,661		6,902	
Adult players tournament expenditure	13,702		4,795	
Senior players tournament expenditure	-		(900)	
Junior players county team expenditure	17,857		19,027	
Insurance	263		258	
Adult players county team expenditure	14,563		9,905	
Senior players county team expenditure	4,673		1,339	
Delivery of Tennis Scotland Tournaments	3,900		1,900	
Competition costs	32,825		16,016	
Legal and professional fees	2,485		502	
Accountancy	2,880		5,252	
Charitable donations	1,070		1,085	
Bank charges	121		131	
Office operational costs	3,342		4,084	
Meetings	1,228		160	
Tennis Scotland fees paid	60		60	
Sundry expenses	2,699		1,435	
Tax	1,180			
		<u>(166,804)</u>		<u>(127,927)</u>
<b>Profit/(loss) for the year</b>		<b>7,353</b>		<b>(79)</b>